

USA

# OSTEQ<sup>®</sup>

Professional Tools

[www.osteq.com](http://www.osteq.com)

Just  
Provide  
Best Quality  
In The Class



Hubungi Dealer - Toko Penjualan Terdekat

Lifetime Warranty

2016

USA

Warranty Information



Professional Tools

Just Provide  
Best Quality In The Class

### OSTEQ Lifetime Warranty.

OSTEQ hand tools are manufactured to be free of defects in materials or workmanship, and it will be warranted for lifetime of the tools.

In case of defects in material or workmanship, it can be claimed at OSTEQ distributor or at the store of purchase and it will be repaired or replaced for free of cost.


Note :

Normal worn out from used, misuse, abused, modified, over torque application, carrying cases, pouches, bits, parts or others consumable items are not covered by this Warranty.





COMBINATION WRENCH METRIC SIZE



Product Number	Opening Size (mm)	Weight (gr)	A Overall Length (mm)	B Width Open End (mm)	C Width Box End (mm)	D Thickness Open End (mm)	E Thickness Open End (mm)
W6	6	15	101	15.60	10.80	4.20	5.20
W7	7	20	110	17.40	12.20	4.40	5.80
W8	8	28	121	18.60	13.30	5.30	6.50
W9	9	30	130	20.50	15.10	4.90	6.20
W10	10	40	140	21.80	16.40	5.70	6.70
W11	11	49	150	24.20	18.00	5.70	7.30
W12	12	61	160	26.20	19.00	7.00	7.80
W13	13	70	170	28.10	20.20	6.30	7.50
W14	14	90	180	30.40	21.00	7.10	8.40
W15	15	110	190	32.70	22.80	7.30	8.40
W16	16	128	200	34.70	25.00	7.90	9.70
W17	17	150	210	36.70	25.70	8.00	10.00
W18	18	170	220	38.40	27.70	8.50	10.50
W19	19	180	230	40.90	28.90	8.00	10.80
W20	20	210	240	43.50	30.80	8.40	10.90
W21	21	268	250	46.10	32.00	9.90	11.90
W22	22	250	260	47.50	33.10	9.00	11.50
W23	23	290	270	48.60	34.00	9.20	12.10
W24	24	320	280	50.40	34.10	9.70	11.90
W25	25		301	52.40	36.40	9.50	14.00
W26	26		318	54.40	37.40	9.90	14.60
W27	27		335	56.40	39.20	10.20	14.60
W28	28		352	58.40	40.70	10.40	15.20
W29	29		370	60.40	42.20	10.70	15.90
W30	30		390	62.40	43.70	11.00	16.60
W31	31		409	66.40	46.70	11.50	17.30
W32	32		409	66.40	46.70	11.50	17.30

ASME B107-6

COMBINATION WRENCH INCH SIZE



Product Number	Opening Size (inch)	Weight (gr)	A Overall Length (mm)	B Width Open End (mm)	C Width Box End (mm)	D Thickness Open End (mm)	E Thickness Open End (mm)
W08F	1/4	0.03	100	15.20	10.50	4.60	5.10
W10F	5/16	0.03	120	18.20	13.00	5.20	5.60
W12F	3/8	0.04	141	21.70	15.50	5.80	6.40
W14F	7/16	0.07	151	23.70	17.50	6.20	6.80
W16F	1/2	0.09	171	27.70	19.50	6.60	7.60
W18F	9/16	0.11	181	30.00	20.90	6.90	8.10
W20F	5/8	0.14	201	34.00	24.40	7.30	9.00
W22F	11/16	0.17	212	36.00	25.90	7.50	9.70
W24F	3/4	0.21	231	40.50	28.90	8.10	10.70
W26F	13/16	0.24	252	45.00	31.90	8.80	11.60
W28F	7/8	0.29	262	47.00	32.90	9.20	12.00
W30F	15/16	0.37	285	50.00	34.90	9.60	12.00
W32F	1	0.41	300	52.00	36.40	10.00	12.50
W34F	1-1/16		335	56.40	39.20	10.20	14.60
W36F	1-1/8		370	60.40	42.20	10.70	15.90
W38F	1-3/16		390	62.40	43.70	11.00	16.60
W40F	1-1/4		409	66.40	46.70	11.50	17.30

ASME B107-6

USA

COMBINATION WRENCH  
INCH SET



Professional Tools

Just Provide  
Best Quality In The Class

Combination Wrench Inch Set, 12Pt			SW13F	SW12F	SW11F	SW10F	SW8F
P/N	Description	Size	13ea	12ea	11ea	10ea	8ea
			1/4-1"	5/16-1"	3/8-1"	7/16-1"	3/8-1"
W08F	Combination Wrench, Cr-V, Satin Finish, ASME Std	1/4"	•				
W10F		5/16"	•	•			
W12F		3/8"	•	•	•		•
W14F		7/16"	•	•	•	•	•
W16F		1/2"	•	•	•	•	•
W18F		9/16"	•	•	•	•	•
W20F		5/8"	•	•	•	•	•
W22F		11/16"	•	•	•	•	•
W24F		3/4"	•	•	•	•	•
W26F		13/16"	•	•	•	•	
W28F		7/8"	•	•	•	•	
W30F		15/16"	•	•	•	•	
W32F		1"	•	•	•	•	•
BWH08W		Plastic Hanger for Set 8pcs Wrenches					
BWH10W	Plastic Hanger for Set 10pcs Wrenches				•		
BWH11W	Plastic Hanger for Set 11pcs Wrenches			•			
BWH12W	Plastic Hanger for Set 12pcs Wrenches		•				
BWH20W	Plastic Hanger for Set 20pcs Wrenches		•				
Nett Weight (kg)			± 2,20	± 2,17	± 2,14	± 2,10	± 1,24



Combination Wrench Metric Set, 12 Pt			SW19	SW18	SW16	SW13
P/N	Description	Size	19ea	18ea	16ea	13ea
			6-24	7-24	8-24	8-24
W6	Combination Wrench,Cr-V, Satin Finish, ASME Std	6mm	•			
W7		7mm	•	•		
W8		8mm	•	•	•	•
W9		9mm	•	•	•	•
W10		10mm	•	•	•	•
W11		11mm	•	•	•	•
W12		12mm	•	•	•	•
W13		13mm	•	•	•	•
W14		14mm	•	•	•	•
W15		15mm	•	•	•	•
W16		16mm	•	•		•
W17		17mm	•	•	•	•
W18		18mm	•	•	•	
W19		19mm	•	•	•	•
W20		20mm	•	•	•	
W21		21mm	•	•	•	•
W22		22mm	•	•	•	
W23		23mm	•	•	•	
W24		24mm	•	•	•	•
BWH08W		Plastic Hanger for 8pcs Wrenches				
BWH10W		Plastic Hanger for 10pcs Wrenches				
BWH11W		Plastic Hanger for 11pcs Wrenches				
BWH12W		Plastic Hanger for 12pcs Wrenches				
BWH20W		Plastic Hanger for 20pcs Wrenches		•	•	•
Nett Weight (kg)			± 2,63	± 2,61	± 2,47	± 1,67



USA



Professional Tools

Just Provide  
Best Quality In The Class

SW14	SW141	SW12	SW121	SW122	SW11	SW111	SW112	SW10	SW101	SW8
14ea	14ea	12ea	12ea	12ea	11ea	11ea	11ea	10ea	10ea	8ea
8-24	8-24	9-24	8-19	8-24	7-19	8-20	8-24	7-19	7-16	8-15
					•			•	•	
•	•		•	•	•	•	•	•	•	•
•	•	•	•	•	•	•	•	•	•	•
•	•	•	•	•	•	•	•	•	•	•
•	•	•	•	•	•	•	•	•	•	•
•	•	•	•	•	•	•	•	•	•	•
•	•	•	•	•	•	•	•	•	•	•
	•		•						•	•
•	•	•	•	•	•	•	•	•		
•		•	•	•	•	•				
•	•	•	•	•	•	•	•	•		
						•				
•	•	•		•						
•	•	•					•			
•										
•	•	•		•			•			
										•
					•	•	•	•	•	
•	•	•	•	•						
± 2,15	± 1,93	± 1,82	± 1,25	± 1,60	± 1,02	± 1,21	± 1,40	± 0,84	± 0,75	± 0,55

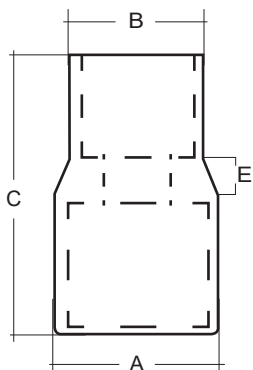


Set SW18



Set SW8

**SOCKET 1/2" Dr, STANDARD LENGTH 12PT METRIC**



Product Number	Opening Size (mm)	Weight (gr)	A Drive End (mm)	B Wrench End (mm)	C Overall Length (mm)	E Wrench Depth (mm)
S1208	8	40	21.70	13.10	38	13.30
S1209	9	45	21.70	14.10	38	14.70
S1210	10	50	21.70	15.20	38	14.20
S1211	11	50	21.70	16.30	38	14.20
S1212	12	50	21.70	17.60	38	14.40
S1213	13	50	21.70	18.90	38	14.40
S1214	14	50	21.70	20.20	38	14.40
S1215	15	50	21.70	21.70	38	13.70
S1216	16	50	21.70	21.70	38	13.90
S1217	17	60	21.70	21.70	38	14.00
S1218	18	80	25.60	25.60	38	14.50
S1219	19	80	25.70	25.70	38	16.70
S1220	20	90	27.70	27.70	38	18.00
S1221	21	90	27.80	27.80	38	18.20
S1222	22	100	29.90	29.90	38	18.20
S1223	23	120	31.20	31.20	38	17.60
S1224	24	120	31.80	31.80	38	17.20
S1225	25	140	33.40	33.40	40	18.50
S1226	26	160	35.00	35.00	41.80	21.30
S1227	27	170	35.70	35.70	41.80	20.80
S1228	28	200	37.70	37.70	41.90	20.60
S1229	29	190	37.70	37.70	42.00	19.80
S1230	30	220	39.70	39.70	43.70	22.80
S1232	32	250	41.80	41.80	43.70	21.60

ASME B107.5



**1/2" Dr, SPEED HANDLE**

Product Number	Overall Length (inch)	Weight (gr)
SASH12	18	700

ASME B107.10



**1/2" Dr, SLIDING T HANDLE**

Product Number	Overall Length (inch)	Weight (gr)
SATH12	12	410

ASME B107.10



**1/2" Dr, UNIVERSAL JOINT**

Product Number	Weight (gr)
SAUJ12	160

ASME B107.10

## SOCKET 1/2" Dr, STANDARD LENGTH 12PT INCH

Product Number	Opening Size (inch)	Weight (gr)	A Drive End (mm)	B Wrench End (mm)	C Overall Length (mm)	E Wrench Depth (mm)
S1212F	3/8"	45	23.88	16.64	38.74	3.96
S1214F	7/16"	45	23.88	18.54	38.74	5.56
S1216F	1/2"	50	23.88	19.69	38.74	6.76
S1218F	9/16"	50	23.88	21.46	39.93	8.33
S1220F	5/8"	50	24.64	23.93	39.93	9.53
S1221F	21/32"	70	25.15	24.79	39.93	9.53
S1222F	11/16"	65	25.65	25.65	39.93	9.53
S1224F	3/4"	75	27.43	27.43	41.53	11.10
S1226F	13/16"	90	29.08	29.08	44.70	11.51
S1228F	7/8"	110	30.94	30.94	44.70	12.70
S1230F	15/16"	130	33.02	33.02	44.70	12.70
S1232F	1"	160	34.94	34.93	47.07	13.89
S1234F	1-1/16"	170	37.59	37.59	47.07	15.88
S1236F	1-1/8"	200	39.12	39.12	49.45	16.66
S1238F	1-3/16"	240	42.55	42.55	49.45	16.66
S1240F	1-1/4"	260	44.45	44.45	51.18	19.05



ASME B107.5

## RATCHET 1/2" DRIVE REVERSIBLE

Product Number	Overall Length		Diameter Head		Depth Head C		Width D	Depth E	Number of Teeth	Weight (gr)
	inch	mm	inch	mm	inch	mm				
SAR12G	10	250	1.5	38	0.8	20.3	0.88	0.3	72	580



ASME B107.10

## 1/2" Dr, HINGE HANDLE

Product Number	Overall Length (inch)	Weight (gr)
SAHH12	15	700

ASME B107.10




## 1/2" Dr, EXTENSION

Product Number	Overall Length (inch)	Weight (gr)
SAE122	2	100
SAE123	3	140
SAE125	5	220
SAE1210	10	430

ASME B107.10




Set Socket Standard Metric 1/2" Dr, 12 Pt			STS33	STS29	STS26	STS261	STS262	STS25
P/N	Description	Size	33ea	29ea	26ea	26ea	26ea	25ea
			8-32	10-32	10-32	10-26	8-24	8-32
S1208	Socket 1/2" Dr, 12 Pt, Std Length, Cr-V, Satin Finish, ASME Std	8mm	•				•	•
S1209		9mm	•				•	•
S1210		10mm	•	•	•	•	•	•
S1211		11mm	•	•	•	•	•	•
S1212		12mm	•	•	•	•	•	•
S1213		13mm	•	•	•	•	•	•
S1214		14mm	•	•	•	•	•	•
S1215		15mm	•	•	•	•	•	•
S1216		16mm	•	•	•	•	•	•
S1217		17mm	•	•	•	•	•	•
S1218		18mm	•	•	•	•	•	•
S1219		19mm	•	•	•	•	•	•
S1220		20mm	•	•	•	•	•	•
S1221		21mm	•	•	•	•	•	•
S1222		22mm	•	•	•	•	•	•
S1223		23mm	•	•	•	•	•	•
S1224		24mm	•	•	•	•	•	•
S1225		25mm	•	•	•	•		•
S1226		26mm	•	•	•	•		•
S1227		27mm	•	•	•			•
S1228		28mm	•	•				•
S1229		29mm	•	•				•
S1230		30mm	•	•	•			•
S1232		32mm	•	•	•			•
SAE122	1/2" Dr Extension, Cr-V, Satin Finish, ASME Std	2"	•			•	•	
SAE123		3"	•			•	•	
SAE125		5"	•	•	•	•	•	
SAE1210		10"	•	•	•	•	•	
SATH12	1/2" Dr Sliding T Handle, Cr-V, Satin Finish, ASME Std	12"	•	•	•	•		
SASH12	1/2" Dr Speed Handle, Cr-V, Satin Finish, ASME Std	18"	•	•	•	•		
SAUJ12	1/2" Dr Universal Joint, Cr-V, Satin Finish, ASME Std		•	•	•	•		
SAHH12	1/2" Dr Hinge Handle, Cr-V, Satin Finish, ASME Std	15"	•	•		•		
SAR12G	1/2" Dr Ratchet-QR-Rev-72 Tth-CrV-Round Head, ASME Std	10"	•	•	•	•	•	
BSH20SA	Socket Plastic Holder 20pcs Socket & Ratchet Handle							
T9296	Portable Toolbox 19" with Tray		•	•	•	•	•	
Nett Weight (kg)			± 7,87	± 7,55	± 6,46	± 6,76	± 6,54	± 5,01





Set Socket Standard Inch 1/2" Dr, 12 Pt			STS25F	STS22F	STS20F	STS19F SBS19F	STS191F	STS16F SBS16F	STS11F SBS11F
P/N	Description	Size	25ea	22ea	20ea	19ea	19ea	16ea	11ea
			3/8-1-1/4"	3/8-1-1/8"	3/8-1-1/4"	3/8-1-1/4"	7/16-1"	3/8-1-1/8"	7/16-1"
S1212F	Socket 1/2" Dr, 12 Pt, Std Length, Cr-V, Satin Finish, ASME Std	3/8"	•	•	•	• X		• X	
S1214F		7/16"	•	•	•	• X	•	• X	• X
S1216F		1/2"	•	•	•	• X	•	• X	• X
S1218F		9/16"	•	•	•	• X	•	• X	• X
S1220F		5/8"	•	•	•	• X	•	• X	• X
S1221F		21/32"	•			• X			
S1222F		11/16"	•	•	•	• X	•	• X	• X
S1224F		3/4"	•	•	•	• X	•	• X	• X
S1226F		13/16"	•	•	•	• X	•	• X	• X
S1228F		7/8"	•	•	•	• X	•	• X	• X
S1230F		15/16"	•	•	•	• X	•	• X	• X
S1232F		1"	•	•	•	• X	•	• X	• X
S1234F		1-1/16"	•	•	•	• X		• X	
S1236F		1-1/8"	•	•		• X		• X	
S1238F		1-3/16"	•		•	• X			
S1240F		1-1/4"	•		•	• X			
SAE122		1/2" Dr Extension, Cr-V, Satin Finish, ASME Std	2"	•	•		• X	•	• X
SAE123			3"	•	•			•	
SAE125	5"		•	•	•		•		
SAE1210	10"		•	•	•		•		
SATH12	1/2" Dr Sliding T Handle, Cr-V, Satin Finish, ASME Std	12"	•	•			•		
SASH12	1/2" Dr Speed Handle, Cr-V, Satin Finish, ASME Std	18"	•	•			•		
SAUJ12	1/2" Dr Universal Joint, Cr-V, Satin Finish, ASME Std		•	•	•	• X	•	• X	
SAHH12	1/2" Dr Hinge Handle, Cr-V, Satin Finish, ASME Std	15"	•	•	•		•		
SAR12G	1/2" Dr Ratchet-QR-Rev-72 Tth-CrV-Round Head, ASME Std	10"	•	•	•	• X	•	• X	
BSH20SA	Socket Plastic Holder 20pcs Socket & Ratchet Handle					X		X	
BSH10SA	Socket Plastic Holder 10pcs Socket & Ratchet Handle							X	
T9296	Portable Toolbox 19" with Tray		•	•	•	•	•	•	
Nett Weight (kg)			± 7,17	± 6,60	± 5,75	± 4,74 ± 2,74	± 3,59	± 4,17 ± 2,17	± 3,33 ± 1,33

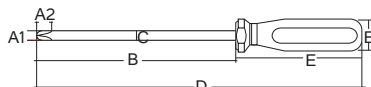




**SCREWDRIVER PHILLIPS TIP**

Product Number	A1 Tip Thickness (inch)	A2 Tip Width (inch)	B Blade Length (inch)	C Blade Dia. (inch)	D Overall Length (inch)	E Handle Size Dia.X Length	Weight
DP2X38	#2	0.23	1.5	0.231	4	1.075 x 2.5	40
DP0X75	#0	0.129	3	0.127	6.5	0.995 x 3.5	40
DP1X75	#1	0.197	3	0.195	6.5	1.027 x 3.5	50
DP1X100	#1	0.195	4	0.196	7.5	1.030 x 3.5	50
DP2X100	#2	0.234	4	0.237	8	1.144 x 4	80
DP2X125	#2	0.233	5	0.234	9	1.144 x 4	80
DP2X150	#2	0.23	6	0.232	10	1.119 x 4	90
DP3X150	#3	0.31	6	0.312	10	1.198 x 4.3	140
DP3X200	#3	0.31	8	0.312	12	1.197 x 4.2	160

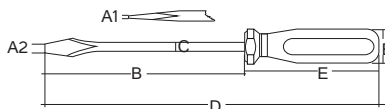
GS Standard



**SCREWDRIVER STANDARD TIP**

Product Number	A1 Tip Thickness (inch)	A2 Tip Width (inch)	B Blade Length (inch)	C Blade Dia. (inch)	D Overall Length (inch)	E Handle Size Dia.X Length	Weight
DS6.5X38	0.05	0.241	1.57	0.23	4	1.075 x 2.5	40
DS3.5X75	0.03	0.138	3	0.124	6.5	0.995 x 3.5	40
DS5.5X75	0.04	0.213	3	0.196	6.5	1.027 x 3.5	50
DS5.5X100	0.045	0.217	4	0.195	7.5	1.030 x 3.5	50
DS6.5X100	0.051	0.252	4	0.234	8	1.144 x 4	90
DS6.5X125	0.052	0.257	5	0.234	9	1.114 x 4	90
DS6.5X150	0.055	0.233	6	0.239	10	1.119 x 4	90
DS8X150	0.06	0.304	6	0.312	10	1.198 x 4.3	140
DS8X200	0.058	0.32	8	0.314	12	1.197 x 4.2	160

GS Standard



**SCREWDRIVERS & PLIERS TOOL BAG**

P/N	Dimension		Weight / gr	
	Wide x Depth x High (inch)	Wide x Depth x High (mm)	Nett	Gross
BB4P10S	2.36x13.78x20.47	60x350x520	410	492

Suitable for 4ea Pliers & 10ea Screwdrivers in canvas material



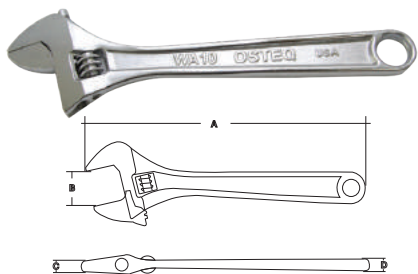
Screwdriver Standard & Phillips Set			XD10	XD101	XD8	XD7	SDP9	SDP8
P/N	Description	Size	10ea	10ea	8ea	7ea	9ea	8ea
			+/-	+/-	+/-	+/-	+	+
DS6.5X38	Screwdriver Standard Tip, Magnetic Tip,Cr-V, GS Std	6.5x38mm	•	•				
DS3.5X75		3.5x75mm	•	•				
DS5.5X75		5.5x75mm			•	•		
DS5.5X100		5.5x100mm	•	•	•			
DS6.5X100		6.5x100mm			•	•		
DS6.5X125		6.5x125mm		•	•			
DS6.5X150		6.5x150mm	•					
DS8X150		8x150mm		•	•	•		
DS8X200		8x200mm	•			•		
DP2X38		Screwdriver Phillips Tip, Magnetic Tip,Cr-V, GS Std	2x38mm	•	•			•
DP0X75	0x75mm		•	•			•	•
DP1X75	1x75mm				•	•	•	•
DP1X100	1x100mm		•	•			•	•
DP2X100	2x100mm				•	•	•	•
DP2X125	2x125mm			•			•	•
DP2X150	2x150mm		•				•	•
DP3X150	3x150mm			•	•	•	•	•
DP3X200	3x200mm		•				•	
BB4P10S	Tool Bag for 4ea Pliers and 10ea Screwdrivers Set, Canvas Material			•	•	•	•	•
Nett Weight (kg)			± 1,17	± 1,12	± 1,10	± 1,12	± 1,14	± 0,98





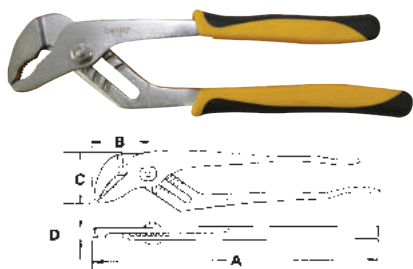


**ADJUSTABLE WRENCH**



Product Number	A Length		B Opening Jaw	C Jaw Wide	D Handle Wide	Weight (lbs)
	inch	mm				
WA6	6	150	19	7.38	7.43	0.24
WA8	8	200	25	8.28	8.60	0.49
WA10	10	250	30	9.50	9.55	0.83
WA12	12	300	38	10.50	11.55	1.41

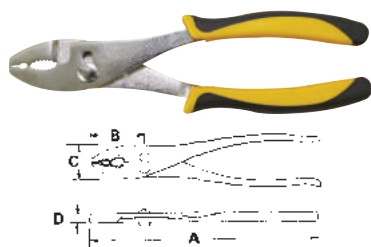
ASME B107.8



**GROOVE JOINT PLIERS**

Product Number	A Overall Length (inch)	B Jaw Length	C Jaw Width	D Jaw Thickness	Weight (gr)
PGJ10A	10	1.90	2.06	0.44	450

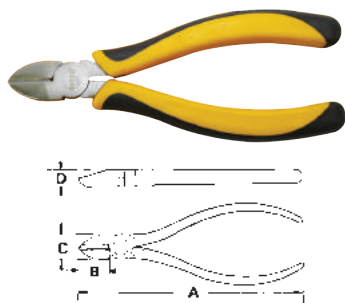
ASME B107.23



**SLIP JOINT PLIERS**

Product Number	A Overall Length (inch)	B Jaw Length	C Jaw Width	D Jaw Thickness	Weight (gr)
PSJ08A	8.6	1.89	1.30	0.34	290

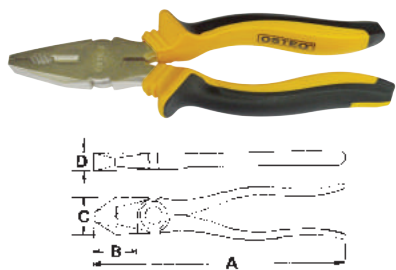
ASME B107.13



**DIAGONAL CUTTING PLIERS**

Product Number	A Overall Length (inch)	B Jaw Length	C Jaw Width	D Jaw Thickness	Weight (gr)
PDC06A	6.5	0.74	0.78	0.37	190
PDC75A	7.5	1	0.87	0.38	250

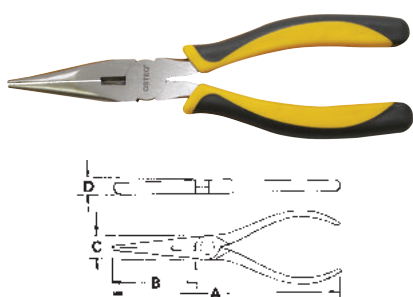
ASME B107.11



**LINESMAN PLIERS**

Product Number	A Overall Length (inch)	B Jaw Length	C Jaw Width	D Jaw Thickness	Weight (gr)
PLP07A	7.2	1.28	0.95	0.5	320
PLP08A	8.2	1.50	1.03	0.50	380

ASME B107.20



**LONG NOSE PLIERS w/ WIRE CUTTER**

Product Number	A Overall Length (inch)	B Jaw Length	C Jaw Width	D Jaw Thickness	Weight (gr)
PLN06A	6.5	1.98	0.72	0.37	160
PLN08A	8	2.41	0.86	0.41	260

ASME B107.13

### LINESMAN PLIERS *Smooth Design*

Product Number	A Overall Length (inch)	B Jaw Length	C Jaw Width	D Jaw Thickness	Weight (gr)
PLP07DB	7.2	1.51	1.06	0.41	300
PLP08DB	8	1.63	1.16	0.45	350

DIN 5244



### DIAGONAL CUTTING PLIERS *Smooth Design*

Product Number	A Overall Length (inch)	B Jaw Length	C Jaw Width	D Jaw Thickness	Weight (gr)
PDC06DB	6.2	0.82	0.85	0.40	240
PDC07DB	7.2	1.00	0.95	0.44	275

DIN 5238



### DIAGONAL CUTTING PLIERS

Product Number	A Overall Length (inch)	B Jaw Length	C Jaw Width	D Jaw Thickness	Weight (gr)
PDC06G	6.5	0.81	0.84	0.36	200
PDC75G	7.5	1.01	0.86	0.40	270

GS standard



### LINESMAN PLIERS

Product Number	A Overall Length (inch)	B Jaw Length	C Jaw Width	D Jaw Thickness	Weight (gr)
PLP06G	6.5	1.15	0.90	0.39	210

GS standard



### LONG NOSE PLIERS w/ WIRE CUTTER

Product Number	A Overall Length (inch)	B Jaw Length	C Jaw Width	D Jaw Thickness	Weight (gr)
PLN06G	6.5	1.99	0.75	0.36	170
PLN08G	8	2.48	0.87	0.40	250

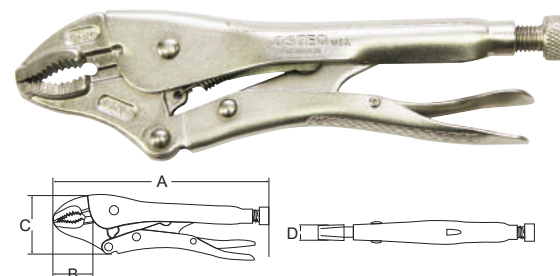
GS standard



### LOCKING PLIERS CURVE JAW with Wire Cutter

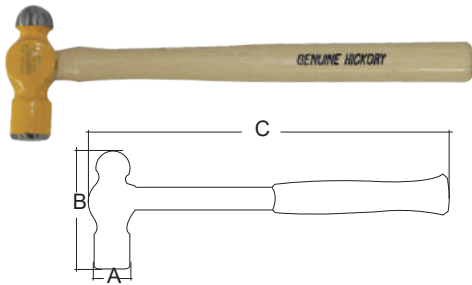
Product Number	A Overall Length		B Jaw Length		C Jaw Width	D Jaw Thickness	Weight (gr)
	inch	mm	inch	mm	mm	inch	
P0600010	10	250	1.6	41	5	0.45	550

ASME B107.24



Pliers & Screwdrivers Set			M14	M141	SP5	SP51	SP52	SP4
P/N	Description	Size	14ea	14ea	5ea	5ea	5ea	4ea
			Plr A+Scdr	Plr G+Scdr	Plier	Plier	Plier	Plier
PDC06A	Diagonal Cutting Pliers, Satin Finish, ASME Std	6"				•		
PDC75A		7.5"	•		•			
PLN06A	Long Nose Pliers w/ wire cutter, Satin Finish, ASME Std	6"				•		
PLN08A		8"	•		•			
PLP07A	Linesman Pliers, Satin Finish, ASME Std	7"	•			•		
PGJ10A	Groove Joint Pliers, Satin Finish, ASME Std	10"			•	•	•	•
PSJ08A	Slip Joint Pliers, Satin Finish, ASME Std	8"	•	•				
PDC06G	Diagonal Cutting Pliers, Satin Finish, GS Std	6"						•
PDC75G		7.5"		•			•	
PLN06G	Long Nose Pliers w/ wire cutter, Satin Finish, GS Std	6"						•
PLN08G		8"		•			•	
PLP06G	Linesman Pliers, Satin Finish, GS Std	6"						
PLP07G		7"						•
PLP08G		8"		•	•		•	
P0600010	Locking Plier, Curve Jaw w/ wire cutter, Cr-V, ASME Std				•	•	•	
DS6.5X38	Screwdriver Standard Tip, Magnetic Tip, Cr-V, GS Std	6.5x38mm	•	•				
DS3.5X75		3.5x75mm	•	•				
DS5.5X75		5.5x75mm						
DS5.5X100		5.5x100mm	•	•				
DS6.5X100		6.5x100mm						
DS6.5X125		6.5x125mm		•				
DS6.5X150		6.5x150mm	•					
DS8X150		8x150mm		•				
DS8X200		8x200mm	•					
DP2X38	Screwdriver Phillips Tip, Magnetic Tip, Cr-V, GS Std	2x38mm	•	•				
DP0X75		0x75mm	•	•				
DP1X75		1x75mm						
DP1X100		1x100mm	•	•				
DP2X100		2x100mm						
DP2X125		2x125mm		•				
DP2X150		2x150mm	•					
DP3X150		3x150mm		•				
DP3X200		3x200mm	•					
BB4P10S	Tool Bag for 4ea Pliers and 10ea Srewdrivers Set, Canvas Material		•	•	•	•	•	•
Nett Weight (kg)			± 2,27	± 2,30	± 2,29	± 2,06	± 2,30	± 1,53





### BALL PEIN HAMMER HICKORY HANDLE

Product Number	Weight		A (mm)	B (mm)	C Length (inch)	Weight (gr)
	Qz	Lbs				
HBP08H	8	0.5	25.60	82.34	11.41	340
HBP12H	12	0.75	28.27	91.69	12.60	480
HBP16H	16	1.0	30.26	103.70	13.77	620
HBP24H	24	1.5	37.31	117.46	14.17	910
HBP32H	32	2.0	40.43	129.10	15.35	1200

ASME B107.400



### BALL PEIN HAMMER FIBERGLASS HANDLE

Product Number	Weight		A (mm)	B (mm)	C Length (inch)	Weight (gr)
	Qz	Lbs				
HBP08F	8	0.5	24.76	82.42	11.41	360
HBP12F	12	0.75	28.08	92.34	12.60	520
HBP16F	16	1.0	29.14	103.72	13.77	630
HBP24F	24	1.5	37.41	117.80	14.17	940
HBP32F	32	2.0	40.37	129.29	15.35	1200

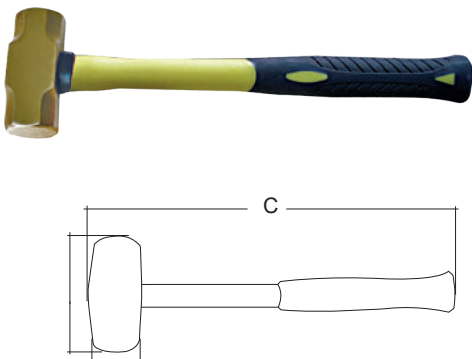
ASME B107.400



### BALL PEIN HAMMER, BRASS, FIBERGLASS HANDLE

Product Number	Weight		C Length (inch)	Weight (gr)
	Oz	Lbs		
TB07A-0120-U012	12	3/4	9.06	230
TB07A-0120-U016	16	1	13.39	340
TB07A-0120-U024	24	1-1/2	17.72	450
TB07A-0120-U032	32	2	26.77	680

ASME B.107.53M-2004



### SLEDGE HAMMER, BRASS, FIBERGLASS HANDLE

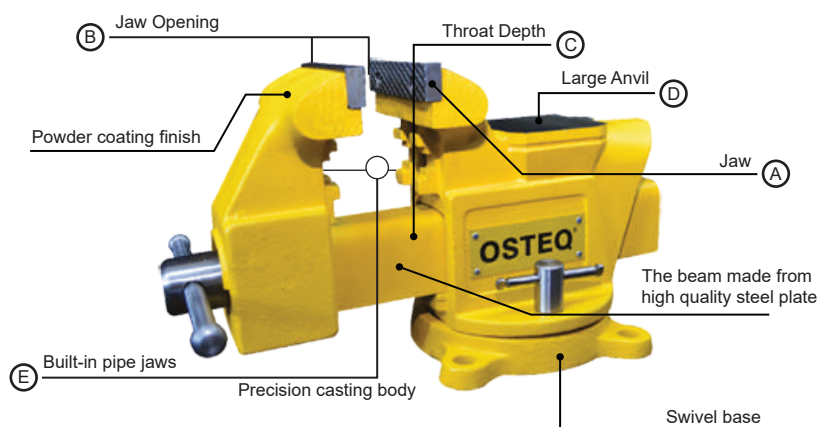
Product Number	Weight		C Length (inch)	Weight (gr)
	Gr	Lbs		
TB07A-0220-U001	450	1	11.81	450
TB07A-0220-U002	910	2	13.78	910
TB07A-0220-U003	1400	3	15.75	1400
TB07A-0220-U004	1800	4	15.75	1800
TB07A-0220-U005	2250	5	15.75	2250
TB07A-0220-U006	2700	6	27.56	2700
TB07A-0220-U008	3600	8	27.56	3600
TB07A-0220-U010	4500	10	35.43	4500
TB07A-0220-U012	5400	12	35.43	5400
TB07A-0220-U014	6400	14	35.43	6400
TB07A-0220-U016	7200	16	35.43	7200
TB07A-0220-U020	9000	20	35.43	9000

ASME B.107.54-2001

### HEAVY DUTY AMERICAN BENCH VISE with PIPE JAWS

Product Number	Size	A Jaw	B Jaw Opening	C Throat Depth	D Large Anvil	E Pipe JawsΦ	Swivel°	Nett Weight (gr)
HCBV04	4"	100	125	88	72 x 70	12 - 64	120	13000
HCBV06	6"	150	175	107	90 x 100	12 - 74	120	27000
HCBV08	8"	200	200	115	95 x 100	17 - 88	360	29500

ASME A48CL30



### AMERICAN BENCH VISE with PIPE JAWS

Product Number	Size	A Jaw	B Jaw Opening	C Throat Depth	D Large Anvil	E Pipe JawsΦ	Swivel°	Nett Weight (gr)
HCBV05S	5"	125	102	88	72 x 70	9 - 64	120	11500

ASME A48CL30



### HEAVY DUTY GREASE GUN 400cc Max Pressure 12.000PSI

Product Number	Dimension		Weight / gr	
	Wide x Depth x High (inch)	Wide x Depth x High (mm)	Nett	Gross
LP400HD	16.14x6.30x3.20	410x160x80	1.200	1.500

Complete with Metal Hose & Coupler





## BELT WRENCH

Product Number	Max Dia. inch	Length inch	Weight (gr)
WS006	6	9	350
WS011	8	11	500

ASME B107.400



## MEASURING TAPE

Product Number	Blade Width (mm)	Blade Length (m)	Weight (gr)
M0003	16	3	120
M0005	19	5	200
MF005*	19	5	200
M0008	25	8	370
M0010	25	10	490

\*Fengshui Information



## MULTI PURPOSE PLIER

P/N	Description	Weight (gr)
TA15A-1001-U150	15 Multi Function Stainless Steel Plier 6" with Nylon Pouch	90

ANSI Standard



## MULTI FUNCTION POCKET KNIFE

P/N	Description	Weight (gr)
TA15A-2001-U090	15 Multi Function Stainless Steel Plier 6" with Nylon Pouch	118

ANSI Standard

## STEEL FILE FLAT POINTED

Product Number	Description	Overall Length		Weight (gr)
		inch	mm	
F0210A	Steel File Flat Pointed Bastard	10	250	225.00
F0210B	Steel File Flat Pointed Second	10	250	225.00
F0210C	Steel File Flat Pointed Smooth	10	250	225.00
F0210AH	Steel File Flat Pointed Bastard w/ Handle	15.35	390	291.31
F0210BH	Steel File Flat Pointed Second w/ Handle	15.35	390	291.31
F0210CH	Steel File Flat Pointed Smooth w/ Handle	15.35	390	291.31



## STEEL FILE HALF ROUND

Product Number	Description	Overall Length		Weight (gr)
		inch	mm	
F0510A	Steel File Half Round Bastard	10	250	225.00
F0510B	Steel File Half Round Second	10	250	225.00
F0510C	Steel File Half Round Smooth	10	250	225.00
F0510AH	Steel File Half Round Bastard w/ Handle	15	380	291.31
F0510BH	Steel File Half Round Second w/ Handle	15	380	291.31
F0510CH	Steel File Half Round Smooth w/ Handle	15	380	291.31



## STEEL FILE TRIANGULAR

Product Number	Description	Overall Length		Weight (gr)
		inch	mm	
F0410A	Steel File Triangular Bastard	10	250	187.50
F0410B	Steel File Triangular Second	10	250	187.50
F0410C	Steel File Triangular Smooth	10	250	187.50
F0410AH	Steel File Triangular Bastard w/ Handle	15.35	390	253.81
F0410BH	Steel File Triangular Second w/ Handle	15.35	390	253.81
F0410CH	Steel File Triangular Smooth w/ Handle	15.35	390	253.81



## STEEL FILE ROUND

Product Number	Description	Overall Length		Weight (gr)
		inch	mm	
F0610A	Steel File Round Bastard	10	250	142.50
F0610B	Steel File Round Second	10	250	142.50
F0610C	Steel File Round Smooth	10	250	142.50
F0610AH	Steel File Round Bastard w/ Handle	15.15	385	208.81
F0610BH	Steel File Round Second w/ Handle	15.15	385	208.81
F0610CH	Steel File Round Smooth w/ Handle	15.15	385	208.81



## STEEL FILE SQUARE

Product Number	Description	Overall Length		Weight (gr)
		inch	mm	
F0710A	Steel File Square Bastard	10	250	172.50
F0710B	Steel File Square Second	10	250	172.50
F0710C	Steel File Square Smooth	10	250	172.50
F0710AH	Steel File Square Bastard w/ Handle	15	380	238.81
F0710BH	Steel File Square Second w/ Handle	15	380	238.81
F0710CH	Steel File Square Smooth w/ Handle	15	380	238.81



## FILE HANDLE

Product Number	Description	Hole	Overall Length		Weight (gr)
			inch	mm	
FHD001	Handle for Flat & Half Round File	■	5	120	66.31
FHD002	Handle for Triangular, Round & Square File	●	5	120	66.31



Steel Files Set			SF5	SFH5	SF51	SFH51
P/N	Description	Size	Mixed Bastard		Mixed Second	
			5ea	w/ Handle	5ea	w/ Handle
F0210A	Steel File Flat Pointed Bastard	10"	•	•		
F0210B	Steel File Flat Pointed Second	10"			•	•
F0210C	Steel File Flat Pointed Smooth	10"				
F0410A	Steel File Triangular Bastard	10"	•	•		
F0410B	Steel File Triangular Second	10"			•	•
F0410C	Steel File Triangular Smooth	10"				
F0510A	Steel File Half Round Bastard	10"	•	•		
F0510B	Steel File Half Round Second	10"			•	•
F0510C	Steel File Half Round Smooth	10"				
F0610A	Steel File Round Bastard	10"	•	•		
F0610B	Steel File Round Second	10"			•	•
F0610C	Steel File Round Smooth	10"				
F0710A	Steel File Square Bastard	10"	•	•		
F0710B	Steel File Square Second	10"			•	•
F0710C	Steel File Square Smooth	10"				
FHD001	Handle for Flat & Half Round File			2		2
FHD002	Handle for Triangular, Round & Square File			3		3
Nett Weight (kg)			± 0,95	± 1,62	± 0,95	± 1,62



USA



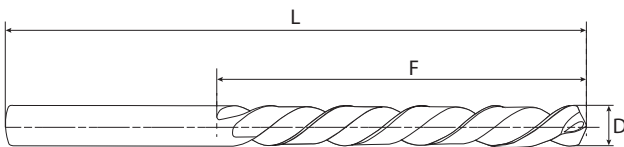
Professional Tools

Just Provide  
Best Quality In The Class

SF52	SFH52	SF3	SFH3	SF31	SFH31	SF32	SFH32	SF33	SFH33	SF34	SFH34
Mixed Smooth		Mixed Flat		Mixed Triangular		Mixed Half Round		Mixed Round		Mixed Square	
5ea	w/ Handle	3ea	w/ Handle	3ea	w/ Handle	3ea	w/ Handle	3ea	w/ Handle	3ea	w/ Handle
		•	•								
		•	•								
•	•	•	•								
				•	•						
				•	•						
•	•			•	•						
						•	•				
						•	•				
•	•					•	•				
								•	•		
								•	•		
•	•							•	•		
										•	•
										•	•
•	•									•	•
	2		3				3				
	3				3				3		3
± 0,95	± 1,62	± 0,87	± 1,07	± 0,56	± 0,96	± 0,68	± 1,07	± 0,43	± 0,83	± 0,52	± 0,92




## HSS Drill, DIN 338, 118 Split Point, Fully Ground, Tin Coating



Product Number	Dia. (D)	Dec. Equiv.	Flute Length (F)	OAL (L)
TC01A-0101-M01.00	1	0.0394	12	34
TC01A-0101-M01.50	1.5	0.0591	18	40
TC01A-0101-M02.00	2	0.0787	24	49
TC01A-0101-M02.50	2.5	0.0984	30	57
TC01A-0101-M03.00	3	0.1181	33	61
TC01A-0101-M03.50	3.5	0.1378	39	70
TC01A-0101-M04.00	4	0.1575	43	75
TC01A-0101-M04.50	4.5	0.1772	47	80
TC01A-0101-M05.00	5	0.1969	52	86
TC01A-0101-M05.50	5.5	0.2165	57	93
TC01A-0101-M06.00	6	0.2362	57	93
TC01A-0101-M06.50	6.5	0.2559	63	101
TC01A-0101-M07.00	7	0.2756	69	109
TC01A-0101-M07.50	7.5	0.2953	69	109
TC01A-0101-M08.00	8	0.3150	75	117
TC01A-0101-M08.50	8.5	0.3346	75	117
TC01A-0101-M09.00	9	0.3543	81	125
TC01A-0101-M09.50	9.5	0.3740	81	125
TC01A-0101-M10.00	10	0.3937	87	133
TC01A-0101-M10.50	10.5	0.4134	87	133
TC01A-0101-M11.00	11	0.4331	94	142
TC01A-0101-M11.50	11.5	0.4528	94	142
TC01A-0101-M12.00	12	0.4724	101	151
TC01A-0101-M12.50	12.5	0.4921	101	151
TC01A-0101-M13.00	13	0.5118	101	151

DIN 338



## HSS Tin Coating Drills Set DIN 338, 118 Split Point

Product Number	Sizes	Qty
TC00A-0000-U00019	1.0 - 10.0mm x 0.5mm	19 Ea
TC00A-0000-U00025	1.0 - 13.0mm x 0.5mm	25 Ea

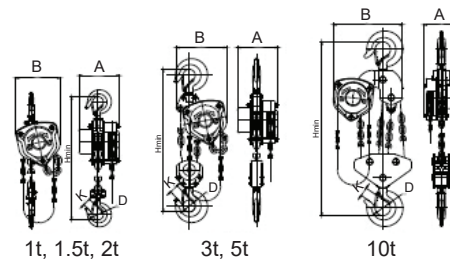


**CHAIN HOIST**

Model		TG10A-1003-U010	TG10A-1003-U015	TG10A-1003-U020	TG10A-1003-U030	TG10A-1003-U050	TG10A-1003-U100
Capacity	tons	1	1.5	2	3	5	10
Load Chain	mm	6x18	8x24	8x24	8x24	10x30	10x30
Strands Of Load Chain		1	1	1	2	2	4
Strands Lift	m	2.5	2.5	3	3	3	3
Moving Distance Of Load Wheel With One Meter Lifting	m	41.5	55.6	72.6	111.2	163.4	326.8
Effort Required To Lift Rated Load	N	320	360	365	385	435	435
Running Test Load	KN	12.25	18.38	24.5	36.75	61.25	122.5
Dimensions (mm)	A	148	170	170	170	190.4	190
	B	162	183	194	220	288	384
	Hmin	317	399	414	465	636	798
	D	40	45	50	58	64	85
	K	31	32.5	37	40	46	50
Extra Weight Per Metre Of Extra Lift	kg	1.6	2.2	2.2	3.6	5.2	9.5
Net Weight	kg	11	15.6	18.3	24.6	39	78.4

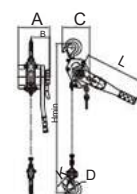


- \* Designed according & meets to EN 13157 Standard
- \* Steel alloy chain, grade 80 according to ISO 3077 Standard
- \* Spur gear efficiency reduces operator effort
- \* Double pawl and double guide rollers enhance performance, safety, and reliability
- \* Equipped with wide throat top and bottom drop forged hooks that are designed to bend slowly warn of overloads
- \* Covered by accident insurance up to USD 2.000.000



**LEVER HOIST**

Model		TG10A-2001-U008	TG10A-2001-U010	TG10A-2001-U015	TG10A-2001-U020	TG10A-2001-U030
Capacity	tons	3/4	1	1.5	2	3
Load Chain	mm	6x18	6x18	8x24	8x24	10x30
Strands Of Load Chain		1	1	1	1	1
Strands Lift	m	1.5	1.5	1.5	1.5	1.5
Load Chain Distance By Rotating The Hand Wheel One Circle	mm	19.8	19.8	21.3	21.3	16.8
Effort Required To Lift Rated Load	N	270	360	295	393	335
Running Test Load	KN	9.2	12.25	18.4	24.5	36.8
Dimensions (mm)	A	148	148	176	176	195
	B	55	55	102	102	109
	C	135	135	162	162	211
	D	37	35.5	45	42.5	50
	Hmin	320	320	380	380	480
	L	290	290	420	420	420
	K	26	26	32.5	32	37
Extra Weight Per Metre Of Extra Lift	kg	0.8	0.8	1.4	1.4	2.2
Net Weight	kg	7.9	8.7	10.9	14.3	20.3



- \* Designed according & meets to EN 13157 Standard
- \* Steel alloy chain, grade 80 according to ISO 3077 Standard
- \* 360 degree handle rotation with short stroke to ratchet loads
- \* Spur gear efficiency reduces operator effort
- \* Double pawl and double guide rollers enhance performance, safety, and reliability
- \* Equipped with wide throat top and bottom drop forged hooks that are designed to bend slowly warn of overloads
- \* Covered by accident insurance up to USD 2.000.000

3/4t, 1t, 1.5t, 2t, 3t



**CANVAS BAG**

Product Number	Dimension		Weight / gr	
	Wide x Depth x High (inch)	Wide x Depth x High (mm)	Nett	Gross
T02A-5001-U019	7.48x2.36x2.36	190x60x60	650	850
T02A-5001-U026	10.24x3.15x3.15	260x80x80	1050	1250



**PORTABLE TOOLBOX 19" with Socket Tray**

Product Number	Dimension		Weight / gr	
	Wide x Depth x High (inch)	Wide x Depth x High (mm)	Nett	Gross
T9296	19.00x6.25x3.80	483x159x96.50	1.800	2.000



**PORTABLE TOOLBOX with Tray**

Product Number	Dimension		Weight / gr	
	Wide x Depth x High (inch)	Wide x Depth x High (mm)	Nett	Gross
T9217	16.90x7.00x7.50	430x177x190	3.000	3.200
T9220	20.00x8.60x9.50	508x218x241	5.000	5.200



**PORTABLE TOOLBOX with Tray & Side Handle**

Product Number	Dimension		Weight / gr	
	Wide x Depth x High (inch)	Wide x Depth x High (mm)	Nett	Gross
T9220SH	20.00x8.60x9.50	508x218x241	5.200	5.500
T9224SH	24.10x8.60x9.50	612x218x243	8.000	8.200
T9226SH	26.40x8.60x9.50	670x218x241	8.700	9.000

**HEAVY DUTY CANTILEVER TOOLBOX 19.5"**  
**with 5 Tray & Double Handle**

Product Number	Dimension		Weight / gr	
	Wide x Depth x High (inch)	Wide x Depth x High (mm)	Nett	Gross
T9960	19.50x7.90x11.40	495x200x290	5.800	6.000


**HEAVY DUTY CANTILEVER TOOLBOX 21.5"**  
**with 5 Tray & Single Handle**

Product Number	Dimension		Weight / gr	
	Wide x Depth x High (inch)	Wide x Depth x High (mm)	Nett	Gross
T9961	21.50x7.90x8.20	580x220x250	5.800	6.120


**3 DOOR LOCKABLE WALL CABINET**

Product Number	Dimension		Weight / gr	
	Wide x Depth x High (inch)	Wide x Depth x High (mm)	Nett	Gross
T9103	47.20x7.90x23.60	1.200x200x600	18.500	19.000


**TOP CHEST 6 DRAWER**  
**with Smooth Action Slide Cabinet**

Product Number	Dimension		Weight / gr	
	Wide x Depth x High (inch)	Wide x Depth x High (mm)	Nett	Gross
T9406	26.30x12.40x15.20	668x316x386	20.000	22.000




**ROLLER CABINET 5 DRAWER  
with Smooth Action Slide Cabinet**

Product Number	Dimension						Weight / gr	
	Wide (mm)	Depth (mm)	High (mm)	High With Roller (mm)	Cubic (mm)	Drawer Bearings	Nett	Gross
T9305B	688	458	735	855	16,660	Yes	42.500	45.000

Drawer Dimensions	Width (mm)	Depth (mm)	Height (mm)
4 Drawers	615	430	105
1 Drawer	615	430	210


**ROLLER CABINET 7 DRAWER  
with Heavy Duty Side Handle**

Product Number	Dimension						Weight / gr	
	Wide (mm)	Depth (mm)	High (mm)	High With Roller (mm)	Cubic (mm)	Drawer Bearings	Nett	Gross
T9307	688	475	858	1018	141,372	No	54.000	57.300

Drawer Dimensions	Width (mm)	Depth (mm)	Height (mm)
5 Drawers	440	595	77
2 Drawers	440	595	155


**METAL WORK BENCH with 2 & 3 DRAWER**

Product Number	Dimension		Weight / gr	
	Wide x Depth x High (inch)	Wide x Depth x High (mm)	Nett	Gross
TWB150	59.0x25.5x34	1.500x640x865	63.000	69.000
TWB200	78.7x25.5x34	2.000x640x865	82.000	89.000


**METAL WORK BENCH with 2 & 3 DRAWER & TOOL PANEL**

Product Number	Dimension		Weight / gr	
	Wide x Depth x High (inch)	Wide x Depth x High (mm)	Nett	Gross
TWB150P	59.0x25.5x61	1.500x640x1.550	83.000	89.000
TWB200P	78.7x25.5x61	2.000x640x1.550	105.000	112.000

**SINGLE WIRE HOOK**

Product Number	Description	Overall Length (Wide x Depth x High)		Weight (gr)
		inch	mm	
TA02A-6090-U150	Single Wire Hook L150	6	150	29
TA02A-6090-U100	Single Wire Hook L100	4	100	25
TA02A-6090-U050	Single Wire Hook L50	2	50	24




**SHELF**

Product Number	Description	Overall Length (Wide x Depth x High)		Weight (gr)
		inch	cm	
TA02A-6080-U035	Racking Display Shelf	35*14	90*35	-
TA02A-6080-U045	Racking Display Shelf	35*18	90*45	3750
TA02A-6081-U030	Racking Display Shelf	39*12	100*30	-
TA02A-6081-U035	Racking Display Shelf	39*14	100*35	3300
TA02A-6082-U035	Racking Display Shelf	40*14	103*35	3050
TA02A-6082-U045	Racking Display Shelf	40*18	103*45	4200




**RACKING DISPLAY**

Product Number	Description	Specification Wide x Depth x High		Weight (gr)
		inch	cm	
TA02A-6001-U197	Racking Display	35*18*77	90*45*197	43.310
TA02A-6002-U197	Racking Display	40*18*77	103*45*197	43.560
TA02A-6002-U237	Racking Display	40*18*93	103*45*237	47.660



**RACKING DISPLAY ROLLER**

Product Number	Description	Specification Wide x Depth x High		Weight (gr)
		inch	cm	
TA02A-6020-U180	Racking Roller Display Two Side	39*27*71	100*70*180	50.926





P/N	Set No.	Content	Weight / gr (+/-)
TA01B-0100-M093	93 pcs OSTEQ Tools Set Metric, Tools Only	A	15.100
TA01B-0110-M089	89 pcs OSTEQ Tools Set Metric c/w T9960 Cantilever Tools Box 19.5" - 5 Tray	B	72.400
TA01B-0111-M089	89 pcs OSTEQ Tools Set Metric c/w T9220SH Tools Box 20" with Side Handle	C	60.100
TA01B-0120-M094	94 pcs OSTEQ Tools Set Metric c/w T9406 Top Chest 6 Drawer	D	37.100
TA01B-0130-M094	94 pcs OSTEQ Tools Set Metric c/w T9305 Roller Cabinet 5 Drawer	E	20.600
TA01B-0131-M094	94 pcs OSTEQ Tools Set Metric c/w T9307 Roller Cabinet 7 Drawer	F	21.100
TA01B-0200-N079	79 pcs OSTEQ Tools Set Inches, Tools Only	A	14.000
TA01B-0210-N075	75 pcs OSTEQ Tools Set Inches c/w T9960 Cantilever Tools Box 19.5" - 5 Tray	B	71.300
TA01B-0211-N075	75 pcs OSTEQ Tools Set Inches c/w T9220SH Tools Box 20" with Side Handle	C	59.000
TA01B-0220-N080	80 pcs OSTEQ Tools Set Inches c/w T9406 Top Chest 6 Drawer	D	36.000
TA01B-0230-N080	80 pcs OSTEQ Tools Set Inches c/w T9305 Roller Cabinet 5 Drawer	E	19.500
TA01B-0231-N080	80 pcs OSTEQ Tools Set Inches c/w T9307 Roller Cabinet 7 Drawer	F	20.000
TA01B-0300-U125	125 pcs OSTEQ Tools Set Metric & Inches, Tools Only	A	19.200
TA01B-0310-U118	118 pcs OSTEQ Tools Set Metric & Inches c/w T9960 Cantilever Tools Box 19.5" - 5 Tray	B	76.500
TA01B-0311-U118	118 pcs OSTEQ Tools Set Metric & Inches c/w T9220SH Tools Box 20" with Side Handle	C	64.200
TA01B-0320-U126	126 pcs OSTEQ Tools Set Metric & Inches c/w T9406 Top Chest 6 Drawer	D	41.200
TA01B-0330-U126	126 pcs OSTEQ Tools Set Metric & Inches c/w T9305 Roller Cabinet 5 Drawer	E	24.700
TA01B-0331-U126	126 pcs OSTEQ Tools Set Metric & Inches c/w T9307 Roller Cabinet 7 Drawer	F	25.200



## OSTEQ Tools Set Content List

Description	Metric						Metric & Inches						Inches					
	A	B	C	D	E	F	A	B	C	D	E	F	A	B	C	D	E	F
<b>TA01B</b>																		
19Ea Combination Wrench, Satin Finish Cr-V, USA Standard 6, 7, 8, 9, 10, 11, 12, 13, 14, 15, 16, 17, 18, 19, 20, 21, 22, 23, 24	19	19	19	19	19	19	19	19	19	19	19	19						
13Ea Combination Wrench, Satin Finish Cr-V, USA Standard 1/4", 5/16", 3/8", 7/16", 1/2", 9/16", 5/8", 11/16", 3/4", 13/16", 7/8", 15/16", 1"							13	13	13	13	13	13	13	13	13	13	13	13
24Ea Socket 1/2" Dr, 12 Pt, Std Length, Cr-V, Satin Finish, USA Std 8, 9, 10, 11, 12, 13, 14, 15, 16, 17, 18, 19, 20, 21, 22, 23, 24, 25, 26, 27, 28, 29, 30, 32	24	24	24	24	24	24	24	24	24	24	24	24						
16Ea Socket 1/2" Dr, 12 Pt, Std Length, Cr-V, Satin Finish, USA Std 3/8", 7/16", 1/2", 9/16", 5/8", 21/32", 11/16", 3/4", 13/16", 7/8", 15/16", 1", 1-1/16", 1-1/8", 1-3/16", 1-1/4"							16	16	16	16	16	16	16	16	16	16	16	16
Adjustable Wrench 10"	1	1	1	1	1	1	1	1	1	1	1	1	1	1	1	1	1	1
1/2" Dr, Sliding T Handle 12", Cr-V, Satin Finish, USA Standard	1	1	1	1	1	1	1	1	1	1	1	1	1	1	1	1	1	1
1/2" Dr, Speed Handle 18", Cr-V, Satin Finish, USA Standard	1	1	1	1	1	1	1	1	1	1	1	1	1	1	1	1	1	1
1/2" Dr Extension, Cr-V, Satin Finish, USA Standard 5" & 10"	2	2	2	2	2	2	2	2	2	2	2	2	2	2	2	2	2	2
1/2" Dr Universal Joint, Cr-V, Satin Finish, USA Standard	1	1	1	1	1	1	1	1	1	1	1	1	1	1	1	1	1	1
1/2" Dr Hinge Handle, Cr-V, Satin Finish, USA Standard 15"	1	1	1	1	1	1	1	1	1	1	1	1	1	1	1	1	1	1
1/2" Dr Quick Release Reversible Ratchet, Cr-V, Round Head, USA Standard 10"	1	1	1	1	1	1	1	1	1	1	1	1	1	1	1	1	1	1
Diagonal Cutting Pliers, USA Standard, Satin Finish 7.5"	1	1	1	1	1	1	1	1	1	1	1	1	1	1	1	1	1	1
Long Nose Pliers w/ Wire Cutter, USA Standard, Satin Finish 8"	1	1	1	1	1	1	1	1	1	1	1	1	1	1	1	1	1	1
Linesman Pliers, USA Standard, Satin Finish 8"	1	1	1	1	1	1	1	1	1	1	1	1	1	1	1	1	1	1
Groove Joint Pliers, USA Standard, Satin Finish 10"	1	1	1	1	1	1	1	1	1	1	1	1	1	1	1	1	1	1
Slip Joint Pliers, USA Standard, Satin Finish 8"	1	1	1	1	1	1	1	1	1	1	1	1	1	1	1	1	1	1
Locking Pliers, Curve Jaw w/ Wire Cutter, Cr-V, USA Standard 10"	1	1	1	1	1	1	1	1	1	1	1	1	1	1	1	1	1	1
Screwdriver Standard Tip, Magnetic Tip, Cr-V, GS Standard 6.5x38mm, 3.5x75mm, 5.5x75mm, 5.5x100mm, 6.5x100mm, 6.5x125mm, 6.5x150mm, 8x150mm, 8x200mm	9	9	9	9	9	9	9	9	9	9	9	9	9	9	9	9	9	9
Screwdriver Phillips Tip, Magnetic Tip, Cr-V, GS Standard #2x38mm, #0x75mm, #1x75mm, #1x100mm, #2x100mm, #2x125mm, #2x150mm, #3x150mm, #3x200mm	9	9	9	9	9	9	9	9	9	9	9	9	9	9	9	9	9	9
Ball pein Hammer 16Oz, Hickory Handle	1	1	1	1	1	1	1	1	1	1	1	1	1	1	1	1	1	1
Measuring Tape, Nylon Coated Blade, 3 Locking Point, mm-inches 5mt	1	1	1	1	1	1	1	1	1	1	1	1	1	1	1	1	1	1
Belt Wrench 9", Chrome Plated, Heavy Duty, USA Standard, Max Ø 6" & 9"	1	1	1	1	1	1	1	1	1	1	1	1	1	1	1	1	1	1
5Ea Steel File 10" Flat Pointed Second, Triangular Second, Half Round Second, Round Second, Square Second 10" c/w 5Ea Handle	10	10	10	10	10	10	10	10	10	10	10	10	10	10	10	10	10	10
Tool Bag for 4 ea Pliers and 10 ea Screwdriver Set, Canvas Material 6x35x52cm	2	2	2	2			2	2	2	2			2	2	2	2		
Plastic Hanger for 20 Pcs Wrenches 6-19mm, 1/4"-7/8"	1	1	1	1			2	2	2	2			1	1	1	1		
Socket Plastic Holder for Set (20 pcs Socket + A Ratchet Handle)	2	2	2	2			3	3	3	3			1	1	1	1		
Socket Plastic Holder for Set (10 pcs Socket + A Ratchet Handle)							1	1	1	1			1	1	1	1		
Roller Cabinet 7 Drawer with Heavy Duty Side Handle 26.8x18.6x39.7"		1						1						1				
Roller Cabinet 5 Drawer with Smooth Action Slide Handle 27.1x18x33.4"			1						1						1			
Top Chest 6 Drawer with Smooth Action Slide Cabinet 26.3x12.4x15.2"				1						1						1		
Portable Tool Box 20" with Tray and Side Handle 20x8.6x9.5"					1						1						1	
Heavy Duty Cantilever Tool Box 19.5" with 5 Trays & Double Handle 19.5x7.9x11.4"						1						1						1
	93	94	94	94	89	89	125	126	126	126	118	118	79	80	80	80	75	75

USA



Professional Tools

Just Provide  
Best Quality In The Class



please visit  
[www.osteq.com](http://www.osteq.com)  
for more detailed information or new products

[www.osteq.com](http://www.osteq.com)