

USA

OSTEQ[®]

Professional Tools

Just
Provide
Best Quality
In The Class



USA
OSTEQ[®]
Professional Tools

www.osteq.com

Lifetime Warranty

2020

Lifetime Warranty

Osteq hand tools are manufactured to be free of defects in materials or workmanship and there will be lifetime warranty for the tools.

In case of defects in material or workmanship, it can be claimed at Osteq distributor or at the store of purchase and it will be repaired or replaced for free of cost.

Note : Normal worn out from used, but misuse, abused, modified, over torque application, carrying cases, pouches, bits, parts or others consumable items are not covered by this Warranty.



Underground mining



Fertilizer plant

TABLE OF CONTENTS

1 Wrenches.....	4-12
2 Sockets & Accesories.....	14-39
3 Screwdrivers.....	40-45
4 Pliers.....	46-49
5 Hammers.....	50-53
6 General Tools.....	54-66



*Just Provide
Best Quality In The Class*

Professional Tools - USA

WRENCHES



Coal mining

More thickness handle offer higher torque, more safety, reduce fatigue and more comfortable grip at work

Made from best Cr-V alloy material with special hardened process for best durability

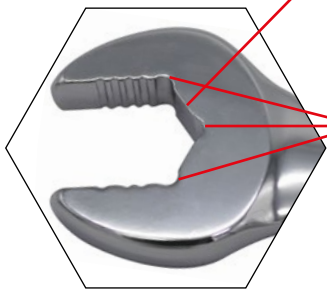


Non-Slip design on the open-end to offer more safety and reduce slippage

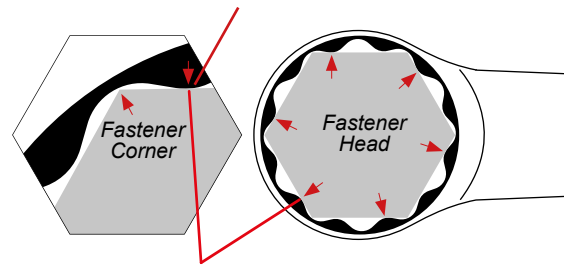
Lobed design to reduce fastener corner rounding and offer more durability with longer life

Lobed design on the open-end offer more contact point and reduce fastener corner rounding

Distance between Lobed design contact point and fastener corner is around 20%



Deep round corner design on the open-end corner to reduce fastener corner rounding



Lobed design to reduce rounding on the fastener corner and offer more durability

Hot forged body and thumbwheel are made from high quality alloy material

Meets or Exceeds ASME Standard



Metric reading Measurements laser scale

Ergonomic wide handle offer more comfortable grip and reduce hand fatigue



WARNING ▲
Always wear safety goggles

SAFETY NOTICE :

DON'T STRIKE the Wrench.
NEVER USE EXTENSIONS.
DON'T USE OPEN END for TIGHTENING.
ALWAYS USE RING END for TIGHTENING.
DON'T USE ADJUSTABLE WRENCH for TIGHTENING or LOOSENING.
ALWAYS PULL, NEVER PUSH the Wrench.
NEVER SUBSTITUTE METRIC for INCHES or vice versa.
NEVER USE a damaged Wrench, Always replace with a new Wrench.

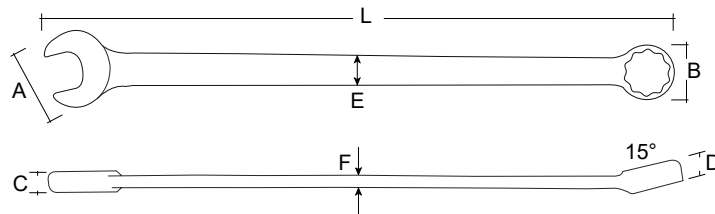
**COMBINATION WRENCH - HI-POWER SERIES
METRIC SIZES 12 PT FULL POLISH FINISH**



Product Number	Size mm	Weight gr	L Length mm	A Width Open End mm	B Width Box End mm	C Thickness Open End mm	D Thickness Box End mm	E Width mm	F Thickness mm
*WM6P	6	21	124	14.7	10.0	3.8	5.6	6.2	2.6
*WM7P	7	21	129	15.7	11.2	4.1	5.8	6.2	2.6
*WM8P	8	28	136	17.9	12.4	4.2	6.4	7.4	2.9
*WM9P	9	43	149	20.2	14.4	5.1	7.4	8.9	3.5
*WM10P	10	54	161	22.6	16.6	5.4	7.6	9.6	3.9
*WM11P	11	58	168	23.9	16.7	5.4	8.0	10.2	3.9
*WM12P	12	71	174	25.9	18.6	5.8	8.4	11.0	4.4
*WM13P	13	79	180	26.2	19.4	5.8	8.4	11.4	4.5
*WM14P	14	104	193	30.2	21.9	6.6	8.8	12.6	4.8
*WM15P	15	124	200	32.1	22.4	7.4	9.0	13.2	5.1
*WM16P	16	135	207	33.4	23.8	7.4	10.2	13.8	5.3
*WM17P	17	169	228	36.6	26.1	7.9	10.9	15.0	5.7
*WM18P	18	207	239	38.5	27.1	8.8	11.3	15.6	5.9
*WM19P	19	230	250	40.1	28.2	9.0	11.7	16.2	6.3
*WM20P	20	225	260	41.9	29.6	9.1	12.3	16.8	6.5
*WM21P	21	280	271	42.9	31.7	9.3	12.5	17.4	6.7
*WM22P	22	340	295	45.2	32.1	9.7	13.3	18.6	7.1
*WM23P	23	340	295	45.2	32.1	9.7	13.3	18.6	7.1
*WM24P	24	410	317	51.4	34.0	10.0	14.0	19.8	7.4
WM25	25	485	339	51.4	36.6	10.9	14.7	20.9	8.3
WM26	26	485	339	51.4	36.6	10.9	14.7	20.9	8.3
WM27	27	640	360	57.9	41.0	11.5	15.4	22.8	8.9
WM28	28	740	394	57.9	42.4	12.3	16.3	23.4	9.1
WM29	29	740	394	57.9	42.4	12.3	16.3	23.4	9.1
WM30	30	740	394	57.9	42.4	12.3	16.3	23.4	9.1
WM32	32	880	427	65.4	45.6	13.3	17.8	25.9	9.5

ASME B107-6

*HI-POWER SERIES & Non-Slip Design



COMBINATION WRENCH - HI-POWER SERIES INCH SIZES 12 PT FULL POLISH FINISH

Product Number	Size inch	Weight gr	L Length mm	A Width Open End mm	B Width Box End mm	C Thickness Open End mm	D Thickness Box End mm	E Width mm	F Thickness mm
*WM08FP	1/4"	21	124	14.7	10.0	3.8	5.6	6.2	2.6
*WM10FP	5/16"	25	136	17.9	12.4	4.2	6.4	7.4	2.9
*WM12FP	3/8"	27	149	20.2	14.4	5.1	7.4	8.9	3.5
*WM14FP	7/16"	41	168	23.9	16.7	5.4	8.0	10.2	3.9
*WM16FP	1/2"	57	180	26.2	19.4	5.8	8.4	11.4	4.5
*WM18FP	9/16"	79	193	30.2	21.9	6.6	8.8	12.6	4.8
*WM20FP	5/8"	101	207	33.4	23.8	7.4	10.2	13.8	5.3
*WM22FP	11/16"	136	228	36.6	26.1	7.9	10.9	15.0	5.7
*WM24FP	3/4"	166	250	40.1	28.2	9.0	11.7	16.2	6.3
*WM26FP	13/16"	230	271	42.9	31.7	9.3	12.5	17.4	6.7
*WM28FP	7/8"	324	295	45.2	32.1	9.7	13.3	18.6	7.1
*WM30FP	15/16"	382	317	51.4	34.0	10.0	14.0	19.8	7.4
*WM32FP	1"	460	339	51.4	36.0	10.9	14.7	20.9	8.3
WM34F	1-1/16"	549	360	57.9	41.0	11.5	15.4	22.8	8.9
WM36F	1-1/8"	610	394	57.9	42.4	12.3	16.3	23.4	9.1
WM38F	1-3/16"	740	394	57.9	42.4	12.3	16.3	23.4	9.1
WM40F	1-1/4"	864	427	65.4	45.6	13.3	17.8	25.9	9.5



ASME B107-6

*HI-POWER SERIES & Non-Slip Design

Set SWM26P 26 ea Combination Wrench Metric Set 12Pt


Contents List :

Part Number	Size	Part Number	Size
*WM6P	6mm	*WM19P	19mm
*WM7P	7mm	*WM20P	20mm
*WM8P	8mm	*WM21P	21mm
*WM9P	9mm	*WM22P	22mm
*WM10P	10mm	*WM23P	23mm
*WM11P	11mm	*WM24P	24mm
*WM12P	12mm	WM25	25mm
*WM13P	13mm	WM26	26mm
*WM14P	14mm	WM27	27mm
*WM15P	15mm	WM28	28mm
*WM16P	16mm	WM29	29mm
*WM17P	17mm	WM30	30mm
*WM18P	18mm	WM32	32mm

*HI-POWER SERIES & Non-Slip Design

Weight ± 7.027 gr





Set SWM19P 19 ea Combination Wrench Metric Set 12Pt

Contents List :

Part Number	Size	Part Number	Size
*WM6P	6mm	*WM16P	16mm
*WM7P	7mm	*WM17P	17mm
*WM8P	8mm	*WM18P	18mm
*WM9P	9mm	*WM19P	19mm
*WM10P	10mm	*WM20P	20mm
*WM11P	11mm	*WM21P	21mm
*WM12P	12mm	*WM22P	22mm
*WM13P	13mm	*WM23P	23mm
*WM14P	14mm	*WM24P	24mm
*WM15P	15mm		

*HI-POWER SERIES & Non-Slip Design

Weight ± 2.783 gr



Set SWM16FP 16 ea Combination Wrench Inch Set 12Pt

Contents List :

Part Number	Size	Part Number	Size
*WM08FP	1/4"	*WM24FP	3/4"
*WM10FP	5/16"	*WM26FP	13/16"
*WM12FP	3/8"	*WM28FP	7/8"
*WM14FP	7/16"	*WM30FP	15/16"
*WM16FP	1/2"	*WM32FP	1"
*WM18FP	9/16"	WM34F	1"-1/16"
*WM20FP	5/8"	WM36F	1"-1/8"
*WM22FP	11/16"	WM40F	1"-1/4"

*HI-POWER SERIES & Non-Slip Design

Weight ± 4.273 gr



Set SWM13FP 13 ea Combination Wrench Inch Set 12Pt

Contents List :

Part Number	Size	Part Number	Size
*WM08FP	1/4"	*WM22FP	11/16"
*WM10FP	5/16"	*WM24FP	3/4"
*WM12FP	3/8"	*WM26FP	13/16"
*WM14FP	7/16"	*WM28FP	7/8"
*WM16FP	1/2"	*WM30FP	15/16"
*WM18FP	9/16"	*WM32FP	1"
*WM20FP	5/8"		

*HI-POWER SERIES & Non-Slip Design

Weight ± 2.250 gr



**SET LIST OF
COMBINATION WRENCH SET**

Description		SW19	SW13F
Part Number	Size	19 ea	13 ea
		6 - 24	1/4" - 1"
W6	6mm	•	
W7	7mm	•	
W8	8mm	•	
W9	9mm	•	
W10	10mm	•	
W11	11mm	•	
W12	12mm	•	
W13	13mm	•	
W14	14mm	•	
W15	15mm	•	
W16	16mm	•	
W17	17mm	•	
W18	18mm	•	
W19	19mm	•	
W20	20mm	•	
W21	21mm	•	
W22	22mm	•	
W23	23mm	•	
W24	24mm	•	
W08F	1/4"		•
W10F	5/16"		•
W12F	3/8"		•
W14F	7/16"		•
W16F	1/2"		•
W18F	9/16"		•
W20F	5/8"		•
W22F	11/16"		•
W24F	3/4"		•
W26F	13/16"		•
W28F	7/8"		•
W30F	15/16"		•
W32F	1"		•
BWH20W		•	•
Nett Weight (kg)		± 2.63	± 2.20

**SET LIST OF COMBINATION WRENCH SET
HI POWER SERIES**

Description		SWM26P	SWM19P	SWM16FP	SWM13FP
Part Number	Size	26 ea	19 ea	16 ea	13 ea
		6 - 32	6 - 24	1/4" - 1-1/4"	1/4" - 1"
*WM6P	6mm	•	•		
*WM7P	7mm	•	•		
*WM8P	8mm	•	•		
*WM9P	9mm	•	•		
*WM10P	10mm	•	•		
*WM11P	11mm	•	•		
*WM12P	12mm	•	•		
*WM13P	13mm	•	•		
*WM14P	14mm	•	•		
*WM15P	15mm	•	•		
*WM16P	16mm	•	•		
*WM17P	17mm	•	•		
*WM18P	18mm	•	•		
*WM19P	19mm	•	•		
*WM20P	20mm	•	•		
*WM21P	21mm	•	•		
*WM22P	22mm	•	•		
*WM23P	23mm	•	•		
*WM24P	24mm	•	•		
WM25	25mm	•			
WM26	26mm	•			
WM27	27mm	•			
WM28	28mm	•			
WM29	29mm	•			
WM30	30mm	•			
WM32	32mm	•			
*WM08FP	1/4"			•	•
*WM10FP	5/16"			•	•
*WM12FP	3/8"			•	•
*WM14FP	7/16"			•	•
*WM16FP	1/2"			•	•
*WM18FP	9/16"			•	•
*WM20FP	5/8"			•	•
*WM22FP	11/16"			•	•
*WM24FP	3/4"			•	•
*WM26FP	13/16"			•	•
*WM28FP	7/8"			•	•
*WM30FP	15/16"			•	•
*WM32FP	1"			•	•
WM34F	1-1/16"			•	
WM36F	1-1/8"			•	
WM40F	1-1/4"			•	
Nett Weight (kg)		± 7.03	± 2.78	± 4.27	± 2.25

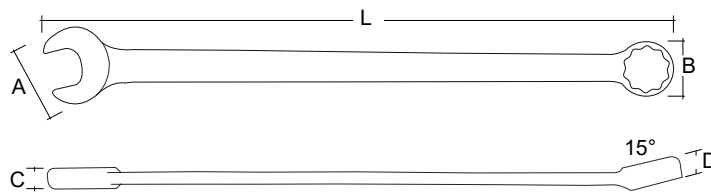
*HI-POWER SERIES & Non-Slip Design

COMBINATION WRENCH METRIC SIZES



Product Number	Size mm	Weight gr	L Length mm	A Width Open End mm	B Width Box End mm	C Thickness Open End mm	D Thickness Box End mm
W6	6	15	101	15.60	10.80	4.20	5.20
W7	7	20	110	17.40	12.20	4.40	5.80
W8	8	28	121	18.60	13.30	5.30	6.50
W9	9	30	130	20.50	15.10	4.90	6.20
W10	10	40	140	21.80	16.40	5.70	6.70
W11	11	49	150	24.20	18.00	5.70	7.30
W12	12	61	160	26.20	19.00	7.00	7.80
W13	13	70	170	28.10	20.20	6.30	7.50
W14	14	90	180	30.40	21.00	7.10	8.40
W15	15	110	190	32.70	22.80	7.30	8.40
W16	16	128	200	34.70	25.00	7.90	9.70
W17	17	150	210	36.70	25.70	8.00	10.00
W18	18	170	220	38.40	27.70	8.50	10.50
W19	19	180	230	40.90	28.90	8.00	10.80
W20	20	210	240	43.50	30.80	8.40	10.90
W21	21	268	250	46.10	32.00	9.90	11.90
W22	22	250	260	47.50	33.10	9.00	11.50
W23	23	290	270	48.60	34.00	9.20	12.10
W24	24	320	280	50.40	34.10	9.70	11.90
WM25	25	485	339	51.4	36.6	10.9	14.7
WM26	26	485	339	51.4	36.6	10.9	14.7
WM27	27	640	360	57.9	41.0	11.5	15.4
WM28	28	740	394	57.9	42.4	12.3	16.3
WM29	29	740	394	57.9	42.4	12.3	16.3
WM30	30	740	394	57.9	42.4	12.3	16.3
WM32	32	880	427	65.4	45.6	13.3	17.8

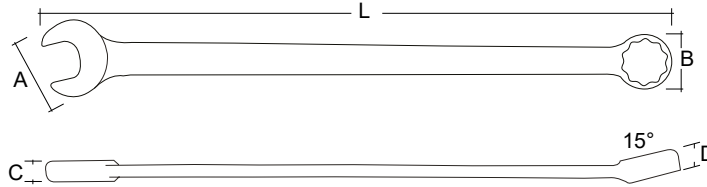
ASME B107-6



COMBINATION WRENCH INCH SIZES

Product Number	Size inch	Weight gr	L Length mm	A Width Open End mm	B Width Box End mm	C Thickness Open End mm	D Thickness Box End mm
W08F	1/4"	0.03	100	15.20	10.50	4.60	5.10
W10F	5/16"	0.03	120	18.20	13.00	5.20	5.60
W12F	3/8"	0.04	141	21.70	15.50	5.80	6.40
W14F	7/16"	0.07	151	23.70	17.50	6.20	6.80
W16F	1/2"	0.09	171	27.70	19.50	6.60	7.60
W18F	9/16"	0.11	181	30.00	20.90	6.90	8.10
W20F	5/8"	0.14	201	34.00	24.40	7.30	9.00
W22F	11/16"	0.17	212	36.00	25.90	7.50	9.70
W24F	3/4"	0.21	231	40.50	28.90	8.10	10.70
W26F	13/16"	0.24	252	45.00	31.90	8.80	11.60
W28F	7/8"	0.29	262	47.00	32.90	9.20	12.00
W30F	15/16"	0.37	285	50.00	34.90	9.60	12.00
W32F	1"	0.41	300	52.00	36.40	10.00	12.50
WM34F	1-1/16"	549	360	57.9	41.0	11.5	15.4
WM36F	1-1/8"	610	394	57.9	42.4	12.3	16.3
WM38F	1-3/16"	740	394	57.9	42.4	12.3	16.3
WM40F	1-1/4"	864	427	65.4	45.6	13.3	17.8

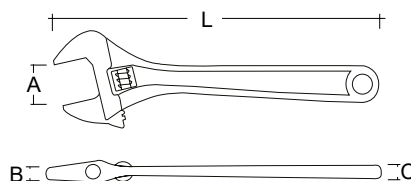
ASME B107-6



ADJUSTABLE WRENCHES

Product Number	L - Length		A Opening Jaw - mm	B Jaw Wide mm	C Handle Wide mm	Weight gr
	mm	inch				
WA6	150	6	19	7.38	7.43	109
WA8	200	8	25	8.28	8.60	222
WA10	250	10	30	9.50	9.55	377
WA12	300	12	38	10.50	11.55	640

ASME B107.8





Set SW19 19 ea Combination Wrench Metric Set 12Pt

Contents List :

Part Number	Size	Part Number	Size
W6	6mm	W18	18mm
W7	7mm	W19	19mm
W8	8mm	W20	20mm
W9	9mm	W21	21mm
W10	10mm	W22	22mm
W11	11mm	W23	23mm
W12	12mm	W24	24mm
W13	13mm		
W14	14mm	Part Number	Description
W15	15mm	BWH20W	Plastic Hanger for 20pcs Wrenches
W16	16mm		
W17	17mm		

Weight ± 2.630 gr



Set SW13F 13 ea Combination Wrench Inch Set 12Pt

Contents List :

Part Number	Size	Part Number	Size
W08F	1/4"	W26F	13/16"
W10F	5/16"	W28F	7/8"
W12F	3/8"	W30F	15/16"
W14F	7/16"	W32F	1"
W16F	1/2"		
W18F	9/16"	Part Number	Description
W20F	5/8"	BWH20W	Plastic Hanger for 20pcs Wrenches
W22F	11/16"		
W24F	3/4"		

Weight ± 2.200 gr



*Just Provide
Best Quality In The Class*

Professional Tools - USA

SOCKETS & ACCS



Offshore rig

Push through design
offer more safety socket locking
and quick socket release

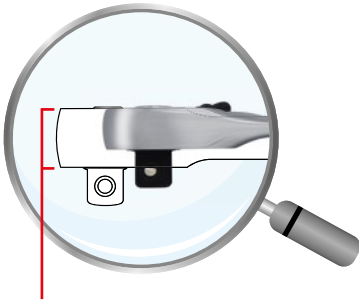
Made from best Cr-V alloy material
with special hardened process to offer more durability,
safety and comfort at work



72 Teeth Gears

Meets or Exceeds
ASME Standard

Ergonomic design handle
offer more comfortable grip
and reduce fatigue



Thin profile with smaller ratchet head
offer better access on tight area

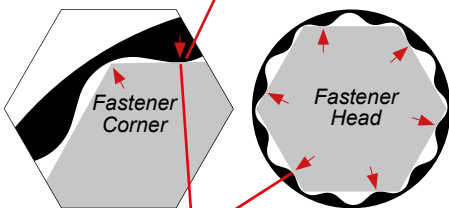


Cr-Mo alloy material
with special heat treatment
offers more durability

72 Teeth smooth gears
can be operated
on tight angle space area

Thin wall socket design offer
better access on tight space area

Distance between Lobed design
contact point and fastener corner
is around 20%



Lobed design to reduce rounding
on the fastener corner
and offer more durability

Made from
the best Cr-V alloy material
with special hardening process
to offer more durability



Cold-forged processing
to offer more precision sizes

Bigger marking
to offer quicker sizes identification

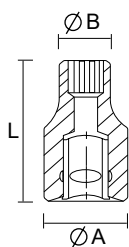
Meets or Exceeds
ASME Standard



WARNING ▲
Always wear
safety goggles

SAFETY NOTICE :

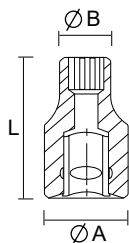
DON'T STRIKE the socket.
DON'T USE RACHET HANDLE for TIGHTENING or LOOSENING.
ALWAYS PULL, NEVER PUSH the RATCHET.
NEVER SUBSTITUTE MATRIC for INCHES or vice versa
NEVER USE a DAMAGED SOCKET, Always replace with a new socket.
DON'T USE HAND SOCKET for POWER or IMPACT application.



SOCKET 1/4" DRIVE HI-POWER SERIES STANDARD LENGTH 6PT METRIC

Product Number	Size mm	A Drive End - mm	B Wrench End - mm	L Length - mm	Weight gr
S1405P	5	11.76	8.03	24.84	9
S1483P	5.5	11.79	8.47	24.72	10
S1406P	6	11.69	9.30	24.68	10
S1407P	7	11.79	10.72	24.83	10
S1408P	8	11.86	11.73	24.76	12
S1409P	9	12.88	12.80	24.68	14
S1410P	10	14.23	14.37	24.87	18
S1411P	11	15.87	15.90	24.81	22
S1412P	12	16.86	16.73	24.66	24
S1413P	13	17.91	17.72	24.71	27
S1414P	14	19.47	19.46	24.84	35

ASME B107.110



SOCKET 1/4" DRIVE HI-POWER SERIES STANDARD LENGTH 6PT INCH

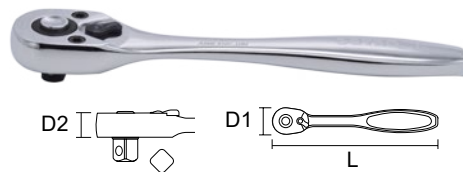
Product Number	Size inch	A Drive End - mm	B Wrench End - mm	L Length - mm	Weight gr
S1406FP	3/16"	11.91	7.54	24.94	9
S1407FP	7/32"	11.84	8.72	24.78	10
S1408FP	1/4"	11.66	8.80	24.63	10
S1409FP	9/32"	11.76	10.74	24.50	11
S1410FP	5/16"	11.84	11.97	24.93	12
S1411FP	11/32"	12.86	12.78	24.79	14
S1412FP	3/8"	14.15	14.47	24.69	18
S1414FP	7/16"	15.91	15.73	24.83	22
S1416FP	1/2"	17.41	17.39	24.70	28

ASME B107.110

1/4" DRIVE ERGONOMIC PUSH RATCHET HANDLE 72-TEETH

Product Number	L - Length		D1 - Head Width		D2 - Head Depth		Weight gr
	mm	inch	mm	inch	mm	inch	
SAR14	138	5.43	25.05	1.18	9.5	0.37	111


ASME B107.110
HI-POWER SERIES



1/4" DRIVE HINGE HANDLE

Product Number	L - Length		Weight gr
	mm	inch	
SAHH14P	143	5.63	127

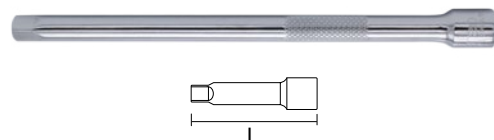
ASME B107.110
HI-POWER SERIES



1/4" DRIVE EXTENSIONS

Product Number	L - Length		Weight gr
	mm	inch	
SAE142P	50.10	2	22
SAE146P	149.98	6	63

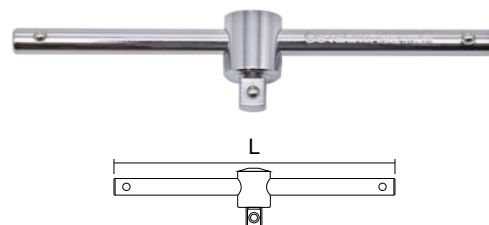
ASME B107.110
HI-POWER SERIES



1/4" DRIVE SLIDING T-HANDLE

Product Number	L - Length		Weight gr
	mm	inch	
SATH14P	114.84	4.52	43

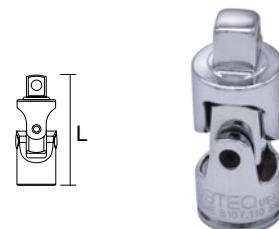
ASME B107.110
HI-POWER SERIES



1/4" DRIVE UNIVERSAL JOINT

Product Number	L - Length		Weight gr
	mm	inch	
SAUJ14P	38.12	1.5	22

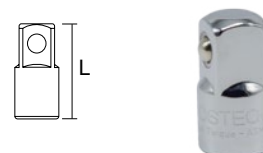
ASME B107.110
HI-POWER SERIES



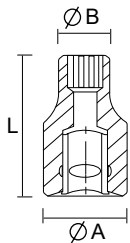
1/4" DRIVE ADAPTER

Product Number	Size	L - Length		Weight gr
		mm	inch	
SAA1438P	F1/4" x M3/8"	25.12	0.99	15

ASME B107.110
HI-POWER SERIES



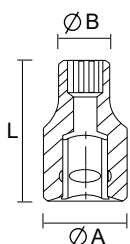
SOCKET 3/8" DRIVE HI-POWER SERIES STANDARD LENGTH 12PT METRIC



Product Number	Size mm	A Drive End - mm	B Wrench End - mm	L Length - mm	Weight gr
S3806P	6	16.84	9.84	29.96	22
S3807P	7	16.87	10.60	29.92	22
S3808P	8	16.92	11.99	30.05	22
S3809P	9	16.80	13.27	30.03	23
S3810P	10	16.82	14.45	29.98	24
S3811P	11	16.93	15.60	30.02	25
S3812P	12	16.91	16.94	30.01	26
S3813P	13	17.71	17.73	30.04	30
S3814P	14	19.80	19.66	30.09	36
S3815P	15	20.91	21.06	29.94	40
S3816P	16	21.70	21.70	29.92	44
S3817P	17	23.52	23.62	30.10	55
S3818P	18	24.45	24.38	30.07	61
S3819P	19	25.55	25.53	30.08	65
S3820P	20	27.27	27.18	29.97	73
S3821P	21	27.90	27.86	30.02	74
S3822P	22	29.73	29.58	30.10	88
S3823P	23	31.08	31.04	30.09	108

ASME B107.110

SOCKET 3/8" DRIVE HI-POWER SERIES STANDARD LENGTH 12PT INCH



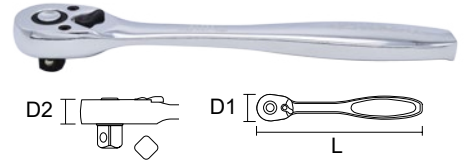
Product Number	Size inch	A Drive End - mm	B Wrench End - mm	L Length - mm	Weight gr
S3808FP	1/4"	16.78	9.84	29.84	21
S3810FP	5/16"	16.80	11.52	30.02	22
S3812FP	3/8"	16.93	14.15	30.04	24
S3814FP	7/16"	16.78	16.79	29.98	27
S3816FP	1/2"	17.81	17.79	29.98	30
S3818FP	9/16"	19.73	19.73	30.01	35
S3820FP	5/8"	21.88	21.81	30.03	45
S3822FP	11/16"	23.85	23.91	30.04	54
S3824FP	3/4"	25.41	25.48	29.97	64
S3826FP	13/16"	27.91	28.02	30.02	74
S3828FP	7/8"	29.96	29.87	30.04	87
S3830FP	15/16"	32.05	31.88	30.02	101
S3832FP	1"	34.02	33.85	29.81	116

ASME B107.110

3/8" DRIVE ERGONOMIC PUSH RATCHET HANDLE 72-TEETH

Product Number	L - Length		D1 - Head Width		D2 - Head Depth		Weight gr
	mm	inch	mm	inch	mm	inch	
SAR38	192	7.56	30.50	1.20	12.50	0.50	278


ASME B107.110
HI-POWER SERIES



3/8" DRIVE HINGE HANDLE

Product Number	L - Length		Weight gr
	mm	inch	
SAHH38P	200.03	8	284

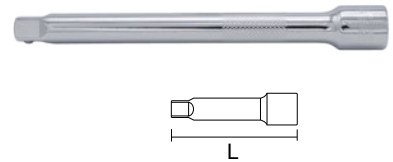
ASME B107.110
HI-POWER SERIES



3/8" DRIVE EXTENSIONS

Product Number	L - Length		Weight gr
	mm	inch	
SAE383P	74.94	3	73
SAE386P	149.90	6	140
SAE388P	199.90	8	189

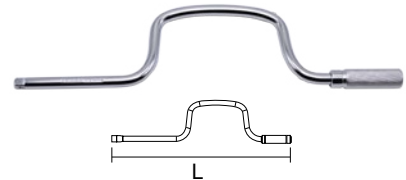
ASME B107.110
HI-POWER SERIES



3/8" DRIVE SPEED HANDLE

Product Number	L - Length		Weight gr
	mm	inch	
SASH38P	380.12	15	506

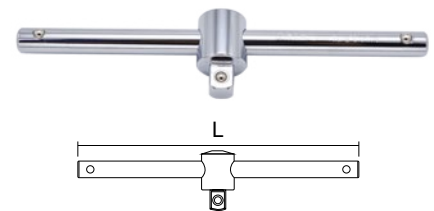
ASME B107.110
HI-POWER SERIES



3/8" DRIVE SLIDING T-HANDLE

Product Number	L - Length		Weight gr
	mm	inch	
SATH38P	160.32	6.31	151

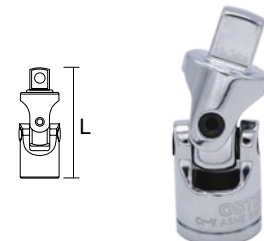
ASME B107.110
HI-POWER SERIES



3/8" DRIVE UNIVERSAL JOINT

Product Number	L - Length		Weight gr
	mm	inch	
SAUJ38P	57.03	2.25	56


ASME B107.110
HI-POWER SERIES



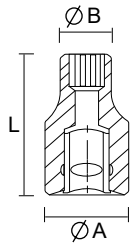
3/8" DRIVE ADAPTERS

Product Number	Size	L - Length		Weight gr
		mm	inch	
SAA3814P	F3/8" x M1/4"	27.03	1.06	20
SAA3812P	F3/8" x M1/2"	36.08	1.42	43

ASME B107.110
HI-POWER SERIES



SOCKET 1/2" DRIVE HI-POWER SERIES STANDARD LENGTH 12PT METRIC

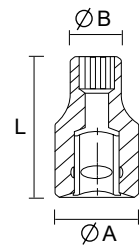


Product Number	Size mm	A Drive End - mm	B Wrench End - mm	L Length - mm	Weight gr
S1208P	8	21.88	13.14	37.92	46
S1210P	10	21.96	15.35	37.94	47
S1211P	11	21.94	16.42	38.05	49
S1212P	12	22.08	17.84	38.05	50
S1213P	13	22.05	18.95	37.96	50
S1214P	14	22.05	21.49	37.96	53
S1215P	15	22.05	23.10	37.90	59
S1216P	16	22.09	23.92	38.03	64
S1217P	17	22.60	20.39	38.06	67
S1218P	18	23.92	25.03	38.01	73
S1219P	19	24.46	25.52	37.92	77
S1220P	20	26.09	27.93	38.02	89
S1221P	21	26.91	28.88	38.04	97
S1222P	22	28.09	29.90	40.04	107
S1223P	23	28.98	30.87	40.04	114
S1224P	24	30.03	32.71	40.10	138
S1225P	25	30.90	33.10	41.92	142
S1226P	26	31.92	35.02	42.10	158
S1227P	27	33.05	35.83	45.07	174
S1228P	28	33.05	37.63	45.08	195
S1229P	29	34.07	38.98	44.97	200
S1230P	30	33.95	39.86	45.02	208
S1232P	32	35.90	42.07	44.96	232

ASME B107.110

SOCKET 1/2" DRIVE HI-POWER SERIES STANDARD LENGTH 12PT INCH

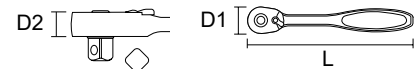
Product Number	Size inch	A Drive End - mm	B Wrench End - mm	L Length - mm	Weight gr
S1212FP	3/8"	14.60	22.00	38.00	45
S1214FP	7/16"	18.00	22.00	38.00	54
S1216FP	1/2"	19.00	22.00	38.00	54
S1218FP	9/16"	20.60	22.00	38.00	55
S1219FP	19/32	21.80	21.80	37.00	55
S1220FP	5/8"	22.00	22.00	38.00	55
S1221FP	21/32"	23.60	23.60	37.00	69
S1222FP	11/16"	24.00	24.00	38.00	65
S1224FP	3/4"	26.50	24.00	38.00	76
S1225FP	25/32	28.60	28.60	37.00	90
S1226FP	13/16"	28.70	24.00	38.00	98
S1228FP	7/8"	30.00	28.00	40.00	104
S1230FP	15/16"	33.00	30.00	40.00	134
S1232FP	1"	34.00	31.00	42.00	153
S1234FP	1-1/16"	36.00	33.00	45.00	177
S1236FP	1-1/8"	39.00	34.00	45.00	204
S1238FP	1-3/16"	40.00	34.00	45.00	199
S1240FP	1-1/4"	42.00	36.00	45.00	223



ASME B107.110

1/2" DRIVE ERGONOMIC PUSH RATCHET HANDLE 72-TEETH

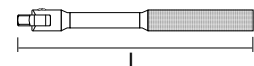
Product Number	L - Length		D1 - Head Width		D2 - Head Depth		Weight gr
	mm	inch	mm	inch	mm	inch	
SAR12	260	10.24	38.5	1.52	16.7	0.66	608



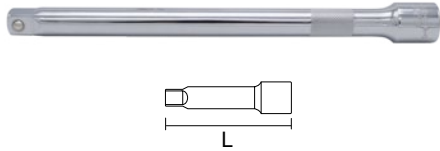
ASME B107.110
HI-POWER SERIES

1/2" DRIVE HINGE HANDLE

Product Number	L - Length		Weight gr
	mm	inch	
SAHH12P	299.96	11.81	510



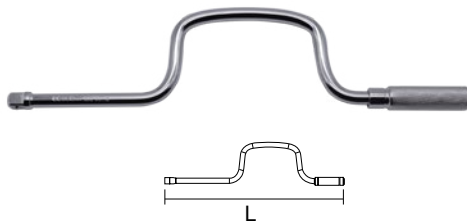
ASME B107.110
HI-POWER SERIES



1/2" DRIVE EXTENSIONS

Product Number	L - Length		Weight gr
	mm	inch	
SAE122P	50.12	2	93
SAE123P	74.98	3	135
SAE125P	127	5	217
SAE1210P	249.97	10	423

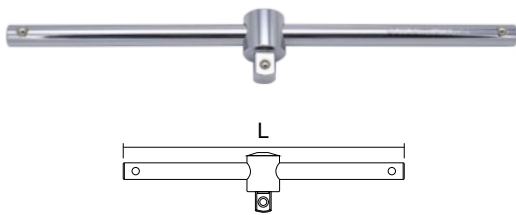
ASME B107.110
HI-POWER SERIES



1/2" DRIVE SPEED HANDLE

Product Number	L - Length		Weight gr
	mm	inch	
SASH12P	411	16-3/8	653

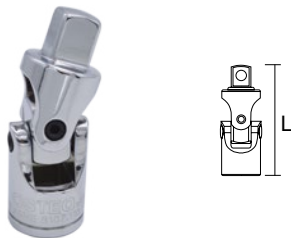
ASME B107.110
HI-POWER SERIES



1/2" DRIVE SLIDING T-HANDLE

Product Number	L - Length		Weight gr
	mm	inch	
SATH12P	299.97	12	412

ASME B107.110
HI-POWER SERIES



1/2" DRIVE UNIVERSAL JOINT

Product Number	L - Length		Weight gr
	mm	inch	
SAUJ12P	73.01	2.87	141

ASME B107.110
HI-POWER SERIES



1/2" DRIVE ADAPTERS

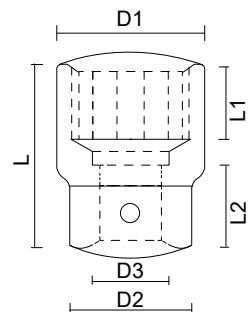
Product Number	Size	L - Length		Weight gr
		mm	inch	
SAA1238P	F1/2" x M3/8"	35.09	1.38	50
SAA1234P	F1/2" x M3/4"	45.02	1.77	120

ASME B107.110
HI-POWER SERIES

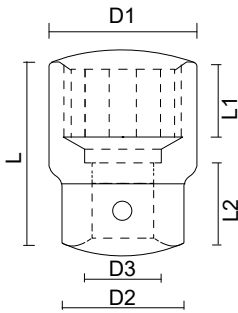
**SOCKET 3/4" DRIVE HI-POWER SERIES
STANDARD LENGTH 12PT METRIC**

Product Number	Size mm	L mm	D1 mm	D2 mm	L1 mm	L2 mm	D3 mm	Weight gr
S3417	17	49.5	28	36	16	24	19.10	205
S3419	19	49.5	30	36	16	24	19.10	207
S3421	21	49.5	32	36	16	24	19.10	212
S3422	22	49.5	33	36	16	24	19.13	212
S3423	23	49.5	34	36	16	24	19.13	212
S3424	24	49.5	35	36	16	24	19.15	217
S3425	25	50	36	36	16	24	19.15	226
S3426	26	50	37	36	16	24	19.17	220
S3427	27	52	38	36	16	24	19.17	214
S3428	28	52	39	36	21	24	19.17	223
S3429	29	52	40	38	21	24	19.18	238
S3430	30	54	42	38	22	24	19.18	268
S3432	32	56	44	38	24.6	24	19.20	290
S3433	33	56	46	38	24.6	24	19.20	331
S3434	34	58	46	38	25.6	24	19.21	351
S3435	35	58	48	42	25.6	24	19.24	386
S3436	36	58	50	42	25.6	24	19.23	389
S3438	38	60	52	45	29	24	19.25	457
S3440	40	64	56	45	30	24	19.25	526
S3441	41	64	56	45	31	24	19.26	521
S3442	42	64	56	45	31	24	19.28	567
S3446	46	68	62	48	33	24	19.30	662
S3448	48	70	65	48	37.8	24	19.33	731
S3450	50	72	68	48	37.8	24	19.35	822

ASME B107.110



SOCKET 3/4" DRIVE HI-POWER SERIES STANDARD LENGTH 12PT INCH



Product Number	Size inch	L mm	D1 mm	D2 mm	L1 mm	L2 mm	D3 mm	Weight gr
S3424F	3/4"	49.28	29.97	35.81	16.00	23.88	19.08	208
S3426F	13/16"	49.28	31.75	35.81	16.00	23.88	19.11	212
S3428F	7/8"	49.28	32.77	35.81	16.00	23.88	19.11	210
S3430F	15/16"	49.28	34.8	35.81	16.00	23.88	19.11	215
S3432F	1"	49.78	36.83	35.81	16.00	23.88	19.11	229
S3434F	1-1/16"	51.82	37.85	35.81	16.00	23.88	19.11	211
S3436F	1-1/8"	51.82	39.88	37.85	20.83	23.88	19.11	240
S3438F	1-3/16"	53.85	41.91	37.85	21.84	23.88	19.11	268
S3440F	1-1/4"	55.88	43.94	37.85	24.38	23.88	19.11	288
S3442F	1-5/16"	55.88	45.72	37.85	24.38	23.88	19.15	317
S3444F	1-3/8"	57.66	47.75	41.91	25.40	23.88	19.18	378
S3446F	1-7/16"	57.66	49.78	41.91	25.40	23.88	19.18	395
S3448F	1-1/2"	59.69	51.82	44.70	28.96	23.88	19.21	462
S3450F	1-9/16"	61.72	54.86	44.70	29.97	23.88	19.24	524
S3452F	1-5/8"	63.75	55.88	44.70	30.99	23.88	19.26	525
S3454F	1-11/16"	64.77	57.66	44.70	32.26	23.88	19.37	572
S3456F	1-3/4"	65.79	59.69	47.75	32.26	23.88	19.40	636
S3458F	1-13/16"	67.82	61.72	47.75	32.77	23.88	19.46	668
S3460F	1-7/8"	69.85	63.75	47.75	34.29	23.88	19.46	695
S3464F	2"	71.63	67.82	47.75	37.59	23.88	19.20	763

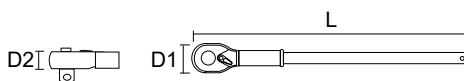
ASME B107.110

3/4" DRIVE RATCHET HANDLE 72-TEETH



Product Number	L - Length		D1 - Head Width		D2 - Head Depth		Weight gr
	mm	inch	mm	inch	mm	inch	
SAR34	500	19.69	63.35	2.49	25.11	1	2.450

ASME B107.110
HI-POWER SERIES

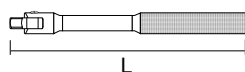


3/4" DRIVE HINGE HANDLE



Product Number	L - Length		D - Drive End		Weight gr
	mm	inch	mm	inch	
SAHH34	502	19-3/4	25.35	1	1.850

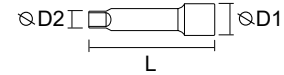
ASME B107.110
HI-POWER SERIES



3/4" DRIVE EXTENSIONS

Product Number	L - Length		D1		D2		Weight gr
	mm	inch	mm	inch	mm	inch	
SAE344	100	4"	36	1.42"	19.2	0.76"	405
SAE346	150	6"	36	1.42"	19.2	0.76"	562
SAE348	200	8"	36	1.42"	19.2	0.76"	708

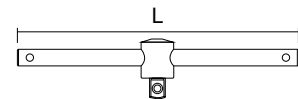
ASME B107.110
HI-POWER SERIES



3/4" DRIVE SLIDING T-HANDLE

Product Number	L - Length		Weight gr
	mm	inch	
SATH34	457.2	18"	1.373

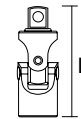
ASME B107.110
HI-POWER SERIES



3/4" DRIVE UNIVERSAL JOINT

Product Number	L - Length		Weight gr
	mm	inch	
SAUJ34	109	4.29	552

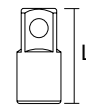
ASME B107.110
HI-POWER SERIES



3/4" DRIVE ADAPTERS

Product Number	Size	L - Length		Weight gr
		mm	inch	
SAA3412	F3/4" x M1/2"	56.07	2.21	197

ASME B107.110
HI-POWER SERIES





SET LIST OF SOCKET SET - HI POWER SERIES

Size	1/4"				3/8"				1/2"				3/4"										
	P/N	SS14H-P17	SS14H-P11	SS14H-FP15	SS14H-FP09	P/N	SS38B-P26	SS38B-P18	SS38B-FP21	SS38B-FP13	P/N	SS12B-P33	SS12B-P24	SS12B-P22	SS12B-P15	SS12B-FP25	SS12B-FP16	P/N	SS34B-31	SS34B-24	SS34B-F27	SS34B-F20	
5mm	S1405P	•	•																				
5.5mm	S1483P	•	•																				
6mm	S1406P	•	•			S3806P	•	•															
7mm	S1407P	•	•			S3807P	•	•															
8mm	S1408P	•	•			S3808P	•	•		S1208P	•	•											
9mm	S1409P	•	•			S3809P	•	•		S1209P	•	•											
10mm	S1410P	•	•			S3810P	•	•		S1210P	•	•	•	•									
11mm	S1411P	•	•			S3811P	•	•		S1211P	•	•	•	•									
12mm	S1412P	•	•			S3812P	•	•		S1212P	•	•	•	•									
13mm	S1413P	•	•			S3813P	•	•		S1213P	•	•	•	•									
14mm	S1414P	•	•			S3814P	•	•		S1214P	•	•	•	•									
15mm						S3815P	•	•		S1215P	•	•	•	•									
16mm						S3816P	•	•		S1216P	•	•	•	•									
17mm						S3817P	•	•		S1217P	•	•	•	•				S3417	•				
18mm						S3818P	•	•		S1218P	•	•	•	•									
19mm						S3819P	•	•		S1219P	•	•	•	•				S3419	•				
20mm						S3820P	•	•		S1220P	•	•	•	•									
21mm						S3821P	•	•		S1221P	•	•	•	•				S3421	•				
22mm						S3822P	•	•		S1222P	•	•	•	•				S3422	•				
23mm						S3823P	•	•		S1223P	•	•	•	•				S3423	•				
24mm										S1224P	•	•	•	•				S3424	•				
25mm										S1225P	•	•	•					S3425	•				
26mm										S1226P	•	•	•					S3426	•				
27mm										S1227P	•	•						S3427	•				
28mm										S1228P	•	•						S3428	•				
29mm										S1229P	•	•						S3429	•				
30mm										S1230P	•	•						S3430	•				
32mm										S1232P	•	•						S3432	•				
33mm																		S3433	•				
34mm																		S3434	•				
35mm																		S3435	•				
36mm																		S3436	•				
38mm																		S3438	•				
40mm																		S3440	•				
41mm																		S3441	•				
42mm																		S3442	•				
46mm																		S3446	•				
48mm																		S3448	•				
50mm																		S3450	•				

CONTINUE TO NEXT PAGE >>>



SET LIST OF SOCKET SET - HI POWER SERIES

Size	1/4"				3/8"				1/2"					3/4"									
	P/N	SS14H-P17	SS14H-P11	SS14H-FP15	SS14H-FP09	P/N	SS38B-P26	SS38B-P18	SS38B-FP21	SS38B-FP13	P/N	SS12B-P33	SS12B-P24	SS12B-P22	SS12B-P15	SS12B-FP25	SS12B-FP16	P/N	SS34B-31	SS34B-24	SS34B-F27	SS34B-F20	
3/16"	S1406FP			•	•																		
7/32"	S1407FP			•	•																		
1/4"	S1408FP			•	•	S3808FP			•	•													
9/32"	S1409FP			•	•																		
5/16"	S1410FP			•	•	S3810FP			•	•													
11/32"	S1411FP			•	•																		
3/8"	S1412FP			•	•	S3812FP			•	•	S1212FP				•	•							
7/16"	S1414FP			•	•	S3814FP			•	•	S1214FP				•	•							
1/2"	S1416FP			•	•	S3816FP			•	•	S1216FP				•	•							
9/16"						S3818FP			•	•	S1219FP				•	•							
5/8"						S3820FP			•	•	S1220FP				•	•							
21/32"											S1221FP				•	•							
11/16"						S3822FP			•	•	S1222FP				•	•							
3/4"						S3824FP			•	•	S1224FP				•	•	S3424F			•	•		
13/16"						S3826FP			•	•	S1226FP				•	•	S3426F			•	•		
7/8"						S3828FP			•	•	S1228FP				•	•	S3428F			•	•		
15/16"						S3830FP			•	•	S1230FP				•	•	S3430F			•	•		
1"						S3832FP			•	•	S1232FP				•	•	S3432F			•	•		
1-1/16"											S1234FP				•	•	S3434F			•	•		
1-1/8"											S1236FP				•	•	S3436F			•	•		
1-3/16"											S1238FP				•	•	S3438F			•	•		
1-1/4"											S1240FP				•	•	S3440F			•	•		
1-5/16"																	S3442F			•	•		
1-3/8"																	S3444F			•	•		
1-7/16"																	S3446F			•	•		
1-1/2"																	S3448F			•	•		
1-9/16"																	S3450F			•	•		
1-5/8"																	S3452F			•	•		
1-11/16"																	S3454F			•	•		
1-3/4"																	S3456F			•	•		
1-13/16"																	S3458F			•	•		
1-7/8"																	S3460F			•	•		
2"																	S3464F			•	•		
Ergo Ratchet Hdl	SAR14	•	•			SAR38	•	•			SAR12	•	•	•			SAR34	•	•				
Hinge Handle	SAHH14P	•	•			SAHH38P	•	•			SAHH12P	•	•	•			SAHH34	•	•				
Extension 2"	SAE142P	•	•								SAE122P	•			•								
Extension 3"						SAE383P	•	•			SAE123P	•			•								
Extension 4"																	SAE344	•		•			
Extension 5"											SAE125P	•	•	•									
Extension 6"	SAE146P	•	•			SAE386P	•	•									SAE346	•		•			
Extension 8"						SAE388P	•	•									SAE348	•		•			
Extension 10"											SAE1210P	•	•	•									
Speed Handle						SASH38P	•	•			SASH12P	•			•								
Sliding T-Handle	SATH14P	•	•			SATH38P	•	•			SATH12P	•			•		SATH34	•		•			
Universal Joint	SAUJ14P	•	•			SAUJ38P	•	•			SAUJ12P	•	•	•			SAUJ34	•		•			



Set SS14H-P17
Socket Set 1/4" Drive 6 Point Metric 17 ea

Contents List : 6-pt. Std. Length Sockets & Accs

Part Number	Size - mm	Part Number	Size - mm
S1405P	5	S1414P	14
S1483P	5.5		
S1406P	6	Part Number	Description
S1407P	7	SAR14	Ratchet 5-1/2"
S1408P	8	SAHH14P	Hinge Handle 5-5/8"
S1409P	9	SAE142P	Extension 2"
S1410P	10	SAE146P	Extension 6"
S1411P	11	SATH14P	T-Handle 5"
S1412P	12	SAUJ14P	Universal Joint
S1413P	13	-	Tool Box

HI-POWER SERIES

Weight ± 1.600 gr



Set SS14H-P11
Socket Set 1/4" Drive 6 Point Metric 11 ea

Contents List : 6-pt. Std. Length Sockets & Accs

Part Number	Size - mm	Part Number	Size - mm
S1405P	5	S1412P	12
S1483P	5.5	S1413P	13
S1406P	6	S1414P	14
S1407P	7		
S1408P	8	Part Number	Description
S1409P	9	TSB10M	Socket Bar 10"
S1410P	10	TSC14M	11 ea Socket Clips 1/4" Dr
S1411P	11		

HI-POWER SERIES

Weight ± 278 gr

Set SS14H-FP15
Socket Set 1/4" Drive 6 Point Inch 15 ea

Contents List : 6-pt. Std. Length Sockets & Accs

Part Number	Size - Inch	Part Number	Description
S1406FP	3/16"	SAR14	Ratchet 5-1/2"
S1407FP	7/32"	SAHH14P	Hinge Handle 5-5/8"
S1408FP	1/4"	SAE142P	Extension 2"
S1409FP	9/32"	SAE146P	Extension 6"
S1410FP	5/16"	SATH14P	T-Handle 5"
S1411FP	11/32"	SAUJ14P	Universal Joint
S1412FP	3/8"	-	Tool Box
S1414FP	7/16"		
S1416FP	1/2"		

HI-POWER SERIES

Weight ± 1.543 gr



Set SS14H-FP09
Socket Set 1/4" Drive 6 Point Inch 9 ea

Contents List : 6-pt. Std. Length Sockets

Part Number	Size - mm	Part Number	Size - Inch
S1406FP	3/16"	S1414FP	7/16"
S1407FP	7/32"	S1416FP	1/2"
S1408FP	1/4"		
S1409FP	9/32"	Part Number	Description
S1410FP	5/16"	TSB10M	Socket Bar 10"
S1411FP	11/32"	TSC14M	9 ea Socket Clips 1/4" Dr
S1412FP	3/8"		

HI-POWER SERIES

Weight ± 211 gr





Set SS38B-P26 Socket Set 3/8" Drive 12 Point Metric 26 ea

Contents List : 12-pt. Std. Length Sockets & Accs

Part Number	Size - mm	Part Number	Size - mm
S3806P	6	S3821P	21
S3807P	7	S3822P	22
S3808P	8	S3823P	23
S3809P	9		
S3810P	10	Part Number	Description
S3811P	11	SAR38	Ratchet 7-1/2"
S3812P	12	SAHH38P	Hinge Handle 8"
S3813P	13	SAE383P	Extension 3"
S3814P	14	SAE386P	Extension 6"
S3815P	15	SAE388P	Extension 8"
S3816P	16	SASH38P	Speed Handle 15-1/4"
S3817P	17	SATH38P	T-Handle 7"
S3818P	18	SAUJ38P	Universal Joint
S3819P	19	T9296	Tool Box
S3820P	20		

HI-POWER SERIES

Weight ± 4.515 gr



Set SS38B-P18 Socket Set 3/8" Drive 12 Point Metric 18 ea

Contents List : 12-pt. Std. Length Sockets

Part Number	Size - mm	Part Number	Size - mm
S3806P	6	S3818P	18
S3807P	7	S3819P	19
S3808P	8	S3820P	20
S3809P	9	S3821P	21
S3810P	10	S3822P	22
S3811P	11	S3823P	23
S3812P	12		
S3813P	13	Part Number	Description
S3814P	14	TSB10M	2 ea Socket Bars 10"
S3815P	15	TSC38M	18 ea Socket Clips 3/8" Dr
S3816P	16		
S3817P	17		

HI-POWER SERIES

Weight ± 992 gr

Set SS38B-FP21
Socket Set 3/8" Drive 12 Point Inch 21 ea

Contents List : 12-pt. Std. Length Sockets & Accs

Part Number	Size - Inch	Part Number	Size - Inch
S3808FP	1/4"	S3832FP	1"
S3810FP	5/16"		
S3812FP	3/8"	Part Number	Description
S3814FP	7/16"	SAR38	Ratchet 7-1/2"
S3816FP	1/2"	SAHH38P	Hinge Handle 8"
S3818FP	9/16"	SAE383P	Extension 3"
S3820FP	5/8"	SAE386P	Extension 6"
S3822FP	11/16"	SAE388P	Extension 8"
S3824FP	3/4"	SASH38P	Speed Handle 15-1/4"
S3826FP	13/16"	SATH38P	T-Handle 7"
S3828FP	7/8"	SAUJ38P	Universal Joint
S3830FP	15/16"	T9296	Tool Box

HI-POWER SERIES

Weight ± 4.377 gr



Set SS38B-FP13
Socket Set 3/8" Drive 12 Point Inch 13 ea

Contents List : 12-pt. Std. Length Sockets

Part Number	Size - Inch	Part Number	Size - Inch
S3808FP	1/4"	S3826FP	13/16"
S3810FP	5/16"	S3828FP	7/8"
S3812FP	3/8"	S3830FP	15/16"
S3814FP	7/16"	S3832FP	1"
S3816FP	1/2"		
S3818FP	9/16"	Part Number	Description
S3820FP	5/8"	TSB14M	Socket Bar 14"
S3822FP	11/16"	TSC38M	13 ea Socket Clips 3/8" Dr
S3824FP	3/4"		

HI-POWER SERIES

Weight ± 811 gr





Set SS12B-P33 Socket Set 1/2" Drive 12 Point Metric 33 ea

Contents List : 12-pt. Std. Length Sockets & Accs

Part Number	Size - mm	Part Number	Size - mm
S1208P	8	S1226P	26
S1209P	9	S1227P	27
S1210P	10	S1228P	28
S1211P	11	S1229P	29
S1212P	12	S1230P	30
S1213P	13	S1232P	32
S1214P	14		
S1215P	15	Part Number	Description
S1216P	16	SAR12	Ratchet 20"
S1217P	17	SAHH12P	Hinge Handle 12"
S1218P	18	SAE122P	Extension 2"
S1219P	19	SAE123P	Extension 3"
S1220P	20	SAE125P	Extension 5"
S1221P	21	SAE1210P	Extension 10"
S1222P	22	SASH12P	Speed Handle 16-3/8"
S1223P	23	SATH12P	T-Handle 12"
S1224P	24	SAUJ12P	Universal Joint
S1225P	25	T9296	Tool Box

HI-POWER SERIES

Weight ± 7.728 gr



Set SS12B-P24 Socket Set 1/2" Drive 12 Point Metric 24 ea

Contents List : 12-pt. Std. Length Sockets & Accs

Part Number	Size - mm	Part Number	Size - mm
S1208P	8	S1222P	22
S1209P	9	S1223P	23
S1210P	10	S1224P	24
S1211P	11	S1225P	25
S1212P	12	S1226P	26
S1213P	13	S1227P	27
S1214P	14	S1228P	28
S1215P	15	S1229P	29
S1216P	16	S1230P	30
S1217P	17	S1232P	32
S1218P	18		
S1219P	19	Part Number	Description
S1220P	20	TSB14M	2 ea Socket Bars 14"
S1221P	21	TSC12M	24 ea Socket Clips 1/2" Dr

HI-POWER SERIES

Weight ± 3.060 gr

Set SS12B-P22
Socket Set 1/2" Drive 12 Point Metric 22 ea

Contents List : 12-pt. Std. Length Sockets

Part Number	Size - mm	Part Number	Size - mm
S1210P	10	S1223P	23
S1211P	11	S1224P	24
S1212P	12	S1225P	25
S1213P	13	S1226P	26
S1214P	14		
S1215P	15	Part Number	Description
S1216P	16	SAR12	Ratchet 20"
S1217P	17	SAHH12P	Hinge Handle 12"
S1218P	18	SAE125P	Extension 5"
S1219P	19	SAE1210P	Extension 10"
S1220P	20	SAUJ12P	Universal Joint
S1221P	21	T9296	Tool Box
S1222P	22		

HI-POWER SERIES

Weight ± 5.333 gr



Set SS12B-P15
Socket Set 1/2" Drive 12 Point Metric 15 ea

Contents List : 12-pt. Std. Length Sockets

Part Number	Size - mm	Part Number	Size - mm
S1210P	10	S1220P	20
S1211P	11	S1221P	21
S1212P	12	S1222P	22
S1213P	13	S1223P	23
S1214P	14	S1224P	24
S1215P	15		
S1216P	16	Part Number	Description
S1217P	17	TSB10M	2 ea Socket Bars 10"
S1218P	18	TSC12M	15 ea Socket Clips 1/2" Dr
S1219P	19		

HI-POWER SERIES

Weight ± 1.468 gr





Set SS12B-FP25 Socket Set 1/2" Drive 12 Point Inch 25 ea

Contents List : 12-pt. Std. Length Sockets & Accs

Part Number	Size - Inch	Part Number	Size - Inch
S1212FP	3/8"	S1238FP	1-3/16"
S1214FP	7/16"	S1240FP	1-1/4"
S1216FP	1/2"		
S1218FP	9/16"	Part Number	Description
S1220FP	5/8"	SAR12	Ratchet 10-1/2"
S1221FP	21/32"	SAHH12P	Hinge Handle 12"
S1222FP	11/16"	SAE122P	Extension 2"
S1224FP	3/4"	SAE123P	Extension 3"
S1226FP	13/16"	SAE125P	Extension 5"
S1228FP	7/8"	SAE1210P	Extension 10"
S1230FP	15/16"	SASH12P	Speed Handle 16-3/8"
S1232FP	1"	SATH12P	T-Handle 12"
S1234FP	1-1/16"	SAUJ12P	Universal Joint
S1236FP	1-1/8"	T9296	Tool Box

HI-POWER SERIES

Weight ± 6.957 gr

Set SS12B-FP16 Socket Set 1/2" Drive 12 Point Inch 16 ea

Contents List : 12-pt. Std. Length Sockets & Accs

Part Number	Size - Inch	Part Number	Size - Inch
S1212FP	3/8"	S1230FP	15/16"
S1214FP	7/16"	S1232FP	1"
S1216FP	1/2"	S1234FP	1-1/16"
S1218FP	9/16"	S1236FP	1-1/8"
S1220FP	5/8"	S1238FP	1-3/16"
S1221FP	21/32"	S1240FP	1-1/4"
S1222FP	11/16"		
S1224FP	3/4"	Part Number	Description
S1226FP	13/16"	TSB14M	2 ea Socket Bar 14"
S1228FP	7/8"	TSC12M	16 ea Socket Clips 1/2" Dr

HI-POWER SERIES

Weight ± 2.145 gr



Set SS34B-31 Socket Set 3/4" Drive 12 Point Metric 31 ea

Contents List : 12-pt. Std. Length Sockets & Accs

Part Number	Size - mm	Part Number	Size - mm
S3417	17	S3438	38
S3419	19	S3440	40
S3421	21	S3441	41
S3422	22	S3442	42
S3423	23	S3446	46
S3424	24	S3448	48
S3425	25	S3450	50
S3426	26		
Part Number	Size - mm	Part Number	Description
S3427	27	SAR34	Ratchet 20"
S3428	28	SAHH34	Hinge Handle 20"
S3429	29	SAE344	Extension 4"
S3430	30	SAE346	Extension 6"
S3432	32	SAE348	Extension 8"
S3433	33	SATH34	T-Handle 17-3/4"
S3434	34	SAUJ34	Universal Joint
S3435	35	T9220SH	Tool Box
S3436	36		

HI-POWER SERIES

Weight ± 16.587 gr



Set SS34B-24 Socket Set 3/4" Drive 12 Point Metric 24 ea

Contents List : 12-pt. Std. Length Sockets

Part Number	Size - mm	Part Number	Size - mm
S3417	17	S3434	34
S3419	19	S3435	35
S3421	21	S3436	36
S3422	22	S3438	38
S3423	23	S3440	40
S3424	24	S3441	41
S3425	25	S3442	42
S3426	26	S3446	46
S3427	27	S3448	48
S3428	28	S3450	50
S3429	29		
Part Number	Size - mm	Part Number	Description
S3430	30	TSB14M	4 ea Socket Bar 14"
S3432	32	TSC34M	24 ea Socket Clips 3/4" Dr
S3433	33		

HI-POWER SERIES

Weight ± 8.687 gr





Set SS34B-F27
Socket Set 3/4" Drive 12 Point Inch 27 ea

Contents List : 12-pt. Std. Length Sockets & Accs

Part Number	Size - Inch	Part Number	Size - Inch
S3424F	3/4"	S3454F	1-11/16"
S3426F	13/16"	S3456F	1-3/4"
S3428F	7/8"	S3458F	1-13/16"
S3430F	15/16"	S3460F	1-7/8"
S3432F	1"	S3464F	2"
S3434F	1-1/16"		
S3436F	1-1/8"	Part Number	Description
S3438F	1-3/16"	SAR34	Ratchet 20"
S3440F	1-1/4"	SAHH34	Hinge Handle 20"
S3442F	1-5/16"	SAE344	Extension 4"
S3444F	1-3/8"	SAE346	Extension 6"
S3446F	1-7/16"	SAE348	Extension 8"
S3448F	1-1/2"	SATH34	T-Handle 17-3/4"
S3450F	1-9/16"	SAUJ34	Universal Joint
S3452F	1-5/8"	T9220SH	Tool Box

HI-POWER SERIES

Weight ± 15.920 gr

Set SS34B-F20
Socket Set 3/4" Drive 12 Point Inch 20 ea

Contents List : 12-pt. Std. Length Sockets

Part Number	Size - Inch	Part Number	Size - Inch
S3424F	3/4"	S3448F	1-1/2"
S3426F	13/16"	S3450F	1-9/16"
S3428F	7/8"	S3452F	1-5/8"
S3430F	15/16"	S3454F	1-11/16"
S3432F	1"	S3456F	1-3/4"
S3434F	1-1/16"	S3458F	1-13/16"
S3436F	1-1/8"	S3460F	1-7/8"
S3438F	1-3/16"	S3464F	2"
S3440F	1-1/4"		
S3442F	1-5/16"	Part Number	Description
S3444F	1-3/8"	TSB14M	4 ea Socket Bar 14"
S3446F	1-7/16"	TSC34M	20 ea Socket Clips 3/4" Dr

HI-POWER SERIES

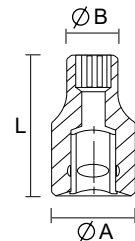
Weight ± 9.120 gr



SOCKET 1/2" DRIVE, STANDARD LENGTH 12PT METRIC

Product Number	Size mm	A Drive End - mm	B Wrench End - mm	L Length - mm	Weight gr
S1208	8	21.70	13.10	38	40
S1209	9	21.70	14.10	38	45
S1210	10	21.70	15.20	38	50
S1211	11	21.70	16.30	38	50
S1212	12	21.70	17.60	38	50
S1213	13	21.70	18.90	38	50
S1214	14	21.70	20.20	38	50
S1215	15	21.70	21.70	38	50
S1216	16	21.70	21.70	38	50
S1217	17	21.70	21.70	38	60
S1218	18	25.60	25.60	38	80
S1219	19	25.70	25.70	38	80
S1220	20	27.70	27.70	38	90
S1221	21	27.80	27.80	38	90
S1222	22	29.90	29.90	38	100
S1223	23	31.20	31.20	38	120
S1224	24	31.80	31.80	38	120
S1225	25	33.40	33.40	40	140
S1226	26	35.00	35.00	41.80	160
S1227	27	35.70	35.70	41.80	170
S1228	28	37.70	37.70	41.90	200
S1229	29	37.70	37.70	42.00	190
S1230	30	39.70	39.70	43.70	220
S1232	32	41.80	41.80	43.70	250

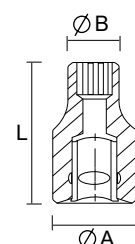
ASME B107.5

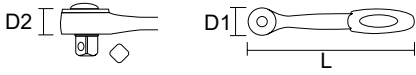


SOCKET 1/2" DRIVE, STANDARD LENGTH 12PT INCH

Product Number	Size inch	A Drive End - mm	B Wrench End - mm	L Length - mm	Weight gr
S1212F	3/8"	23.88	16.64	38.74	45
S1214F	7/16"	23.88	18.54	38.74	45
S1216F	1/2"	23.88	19.69	38.74	50
S1218F	9/16"	23.88	21.46	39.93	50
S1220F	5/8"	24.64	23.93	39.93	50
S1221F	21/32"	25.15	24.79	39.93	70
S1222F	11/16"	25.65	25.65	39.93	65
S1224F	3/4"	27.43	27.43	41.53	75
S1226F	13/16"	29.08	29.08	44.70	90
S1228F	7/8"	30.94	30.94	44.70	110
S1230F	15/16"	33.02	33.02	44.70	130
S1232F	1"	34.94	34.93	47.07	160
S1234F	1-1/16"	37.59	37.59	47.07	170
S1236F	1-1/8"	39.12	39.12	49.45	200
S1238F	1-3/16"	42.55	42.55	49.45	240
S1240F	1-1/4"	44.45	44.45	51.18	260

ASME B107.5

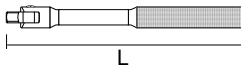




1/2" DRIVE REVERSIBLE RATCHET

Product Number	L - Length		D1 - Head Width		D2 - Head Depth		Weight gr
	mm	inch	mm	inch	mm	inch	
SAR12G	250	10	38	1.5	20.3	0.8	580

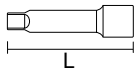
ASME B107.10



1/2" DRIVE HINGE HANDLE

Product Number	L - Length		Weight gr
	mm	inch	
SAHH12	381	15	700

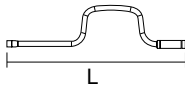
ASME B107.10



1/2" DRIVE EXTENSIONS

Product Number	L - Length		Weight gr
	mm	inch	
SAE122	50.8	2"	100
SAE123	76.2	3"	140
SAE125	127	5"	220
SAE1210	254	10"	430

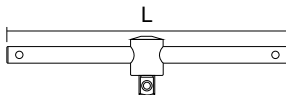
ASME B107.10



1/2" DRIVE SPEED HANDLE

Product Number	L - Length		Weight gr
	mm	inch	
SASH12	457.2	18	700

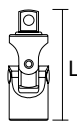
ASME B107.10



1/2" DRIVE SLIDING T-HANDLE

Product Number	L - Length		Weight gr
	mm	inch	
SATH12	304.8	12	410

ASME B107.10



1/2" DRIVE UNIVERSAL JOINT

Product Number	L - Length		Weight gr
	mm	inch	
SAUJ12	73.31	2.89	160

ASME B107.10

Set STS33 Socket Set 1/2" Drive 12 Point Metric 33 ea

Contents List : 12-pt. Std. Length Sockets & Accs

Part Number	Size - mm	Part Number	Size - mm
S1208	8	S1227	27
S1209	9	S1228	28
S1210	10	S1229	29
S1211	11	S1230	30
S1212	12	S1232	32
S1213	13		
S1214	14	Part Number	Description
S1215	15	SAR12G	Ratchet 10"
S1216	16	SAHH12	Hinge Handle 15"
S1217	17	SAE122	Extension 2"
S1218	18	SAE123	Extension 3"
S1219	19	SAE125	Extension 5"
S1220	20	SAE1210	Extension 10"
S1221	21	SASH12	Speed Handle 18"
S1222	22	SATH12	T-Handle 12"
S1223	23	SAUJ12	Universal Joint
S1224	24	T9296	Portable Toolbox 19" with Socket Tray
S1225	25		
S1226	26		

Weight ± 7.870 gr



Set STS25F Socket Set 1/2" Drive 12 Point Inch 25 ea

Contents List : 12-pt. Std. Length Sockets & Accs

Part Number	Size - Inch	Part Number	Size - Inch
S1212F	3/8"	S1240F	1-1/4"
S1214F	7/16"		
S1216F	1/2"	Part Number	Description
S1218F	9/16"	SAR12G	Ratchet 10"
S1220F	5/8"	SAHH12	Hinge Handle 15"
S1221F	21/32"	SAE122	Extension 2"
S1222F	11/16"	SAE123	Extension 3"
S1224F	3/4"	SAE125	Extension 5"
S1226F	13/16"	SAE1210	Extension 10"
S1228F	7/8"	SASH12	Speed Handle 18"
S1230F	15/16"	SATH12	T-Handle 12"
S1232F	1"	SAUJ12	Universal Joint
S1234F	1-1/16"	T9296	Portable Toolbox 19" with Socket Tray
S1236F	1-1/8"		
S1238F	1-3/16"		

Weight ± 7.170 gr





*Just Provide
Best Quality In The Class*

Professional Tools - USA

SCREWDRIVERS



Steam generator


Meets or Exceeds ASME Standard

Magnetic Tip

Made of the best Cr-V alloy with special heat treatment for more durability

Handle made of PP & TPR material to offer more comfortable grip, reduce slippage and impact resistance

Tri-point ergonomic handle design offers maximum turning power, more comfort and more safety




Maximum turning power

Tri-point ergonomic handle

Maximum power at pressure

Magnetic Tip



AC 1000V
IEC 60900

Heat temperature test up to 70°C
Cold Impact test -10°C to -25°C
Safety working guarantee up to 1000 V
100% piece-by-piece underwater insulation resistance test up to 10.000 V



SAFETY NOTICE :

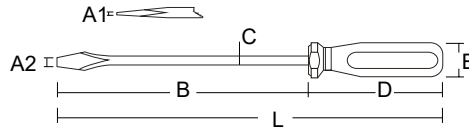
DON'T USE SCREWDRIVER as PRY BARS, PUNCHING OR CHISELLING.
NEVER USE a CHIPPED or ROUNDED tips, Always REPLACE a NEW SCREWDRIVER.
ALWAYS be MATCHED the SCREWDRIVER TIP size TO the SLOT of SCREW SIZE.



SCREWDRIVER SLOTTED TIP ⊖ ROUND SHANK, MAGNETIC TIP

Product Number	A1 Thickness mm	A2 Width / mm		B Blade Length / mm		C Blade Dia. / mm	D Handle Length / mm	E Handle Size Dia. / mm	L Length mm	Weight gr
DS3x75A	0.5	3.0	1/8"	75	3"	3.0	86.5	28	161.5	35
DS5x75A	1.0	5.0	3/16"	75	3"	5.0	101	33	176	61
DS5x100A	1.0	5.0	3/16"	100	4"	5.0	101	33	201	65
*DS6x38A	1.2	6.0	1/4"	38	1.5"	6.0	63	34.5	101	46
DS6x100A	1.2	6.0	1/4"	100	4"	6.0	111	36	211	90
DS6x150A	1.2	6.0	1/4"	150	6"	6.0	111	36	261	101
DS8x150A	1.6	8.0	5/16"	150	6"	8.0	120	39	270	151
DS8x200A	1.6	8.0	5/16"	200	8"	8.0	120	39	320	171

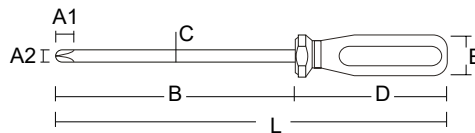
ASME B107.600
*Stubby



SCREWDRIVER PHILLIPS TIP ⊕ ROUND SHANK, MAGNETIC TIP

Product Number	A1 Size	A2 Width / mm		B Blade Length / mm		C Blade Dia. / mm	D Handle Length / mm	E Handle Size Dia. / mm	L Length mm	Weight gr
DP0x75A	#0	3.0	1/8"	75	3"	3.0	86.5	28	161.5	35
DP1x75A	#1	5.0	3/16"	75	3"	5.0	101	33	176	61
DP1x100A	#1	5.0	3/16"	100	4"	5.0	101	33	201	65
*DP2x38A	#2	6.0	1/4"	38	1.5"	6.0	63	34.5	101	45
DP2x100A	#2	6.0	1/4"	100	4"	6.0	111	36	211	90
DP2x150A	#2	6.0	1/4"	150	6"	6.0	111	36	261	101
DP3x150A	#3	8.0	5/16"	150	6"	8.0	120	39	270	151
DP3x200A	#3	8.0	5/16"	200	8"	8.0	120	39	320	171

ASME B107.600
*Stubby



SET LIST OF SCREWDRIVER SET

Part Number	Description	Size	DM16	DM10	DM08	DS08	DP08
			16 ea	10 ea	8 ea	8 ea	8 ea
			⊖ ⊕	⊖ ⊕	⊖ ⊕	⊖	⊕
DS3x75A	Screwdriver Slotted Tip ⊖ Round Shank Magnetic Tip	3x75mm	•	•		•	
DS5x75A		5x75mm	•		•	•	
DS5x100A		5x100mm	•	•	•	•	
*DS6x38A		6x38mm	•	•		•	
DS6x100A		6x100mm	•		•	•	
DS6x150A		6x150mm	•	•	•	•	
DS8x150A		8x150mm	•		•	•	
DS8x200A		8x200mm	•	•		•	
DP0X75A	Screwdriver Phillips Tip ⊕ Round Shank Magnetic Tip	#0X75mm	•	•			•
DP1x75A		#1x75mm	•		•		•
DP1x100A		#1x100mm	•	•			•
*DP2x38A		#2x38mm	•	•			•
DP2x100A		#2x100mm	•		•		•
DP2x150A		#2x150mm	•	•			•
DP3x150A		#3x150mm	•		•		•
DP3x200A		#3x200mm	•	•			•
Nett Weight (kg)			± 1.44	± 0.84	± 0.77	± 0.72	± 0.72

*Stubby

Set DM16 Screwdriver Set Slotted and Philips Round Shank - 16 ea

Contents List : ⊖ 8 ea and ⊕ 8 ea

Part Number	Size ⊖	Part Number	Size ⊕
DS3x75A	3 x 75	DP0X75A	#0 X 75
DS5x75A	5 x 75	DP1x75A	#1 x 75
DS5x100A	5 x 100	DP1x100A	#1 x 100
*DS6x38A	6 x 38	*DP2x38A	#2 x 38
DS6x100A	6 x 100	DP2x100A	#2 x 100
DS6x150A	6 x 150	DP2x150A	#2 x 150
DS8x150A	8 x 150	DP3x150A	#3 x 150
DS8x200A	8 x 200	DP3x200A	#3 x 200

*Stubby

Weight ± 1.439 gr





Set DM10 Screwdriver Set Slotted and Philips Round Shank - 10 ea

Contents List : ⊖ 5 ea and ⊕ 5 ea

Part Number	Size ⊖	Part Number	Size ⊕
DS3x75A	3 x 75	DP0X75A	#0 X 75
DS5x100A	5 x 100	DP1x100A	#1 x 100
*DS6x38A	6 x 38	*DP2x38A	#2 x 38
DS6x150A	6 x 150	DP2x150A	#2 x 150
DS8x200A	8 x 200	DP3x200A	#3 x 200

*Stubby

Weight ± 835 gr



Set DM08 Screwdriver Set Slotted and Philips Round Shank - 8 ea

Contents List : ⊖ 5 ea and ⊕ 3 ea

Part Number	Size ⊖	Part Number	Size ⊕
DS5x75A	5 x 75	DP1x75A	#1 x 75
DS5x100A	5 x 100	DP2x100A	#2 x 100
DS6x100A	6 x 100	DP3x150A	#3 x 150
DS6x150A	6 x 150		
DS8x150A	8 x 150		

Weight ± 770 gr



Set DS08 Screwdriver Set Slotted Round Shank - 8 ea

Contents List : ⊖ 8 ea

Part Number	Size ⊖	Part Number	Size ⊖
DS3x75A	3 x 75	DS6x100A	6 x 100
DS5x75A	5 x 75	DS6x150A	6 x 150
DS5x100A	5 x 100	DS8x150A	8 x 150
*DS6x38A	6 x 38	DS8x200A	8 x 200

*Stubby

Weight ± 720 gr



Set DP08 Screwdriver Set Phillips Round Shank - 8 ea

Contents List : ⊕ 8 ea

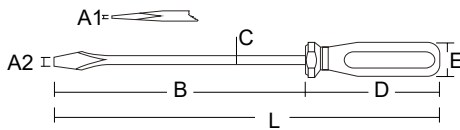
Part Number	Size ⊕	Part Number	Size ⊕
DP0X75A	#0 X 75	DP2x100A	#2 x 100
DP1x75A	#1 x 75	DP2x150A	#2 x 150
DP1x100A	#1 x 100	DP3x150A	#3 x 150
*DP2x38A	#2 x 38	DP3x200A	#3 x 200

*Stubby

Weight ± 719 gr

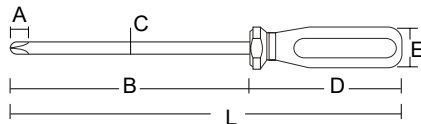
SCREWDRIVER SLOTTED TIP ⊖ INSULATED

Product Number	A1 Thickness mm	A2 Width mm	B Blade Length mm	C Blade Dia. mm	D Handle Length mm	E Handle Size Dia. - mm	L Length mm	Weight gr
D540A6	0.5	3.0	100	3.0	88	27	188	51
D540A4	0.8	4.0	100	4.0	88	27	188	56
D540A3	1.0	5.5	125	5.5	100	31	225	75
D540A2	1.2	6.5	150	6.5	110	34	260	83



SCREWDRIVER PHILLIPS TIP ⊕ INSULATED

Product Number	A Size	B Blade Length mm	C Blade Dia. mm	D Handle Length mm	E Handle Size Dia. - mm	L Length mm	Weight gr
D540B4	#0	60	3.0	88	27	148	49
D540B3	#1	80	5.0	100	31	180	60
D540B2	#2	100	6.0	110	34	210	72
D540B1	#3	150	8.0	120	38	270	85




Set DMV08 Screwdriver Set Slotted and Philips Tip Insulated - 8 ea

Contents List : ⊖4 ea and ⊕4 ea

Part Number	Size ⊖	Part Number	Size ⊕
D540A6	3 x 100	D540B4	#0 X 60
D540A4	4 x 100	D540B3	#1 X 80
D540A3	5.5 x 125	D540B2	#2 X 100
D540A2	6.5 x 150	D540B1	#3 X 150

Weight ± 531 gr



OSTEQ[®]


Professional Tools - USA

*Just Provide
Best Quality In The Class*

PLIERS



Crane Vessel



Processed by CNC Machine
to ensure smooth and precision clamp or cutting

Handle made of PP & TPR material
to offer more comfortable grip,
reduce slippage and impact resistance

Made of special alloy material
with special heat treatment
for more durability



WARNING ▲
Always wear
safety goggles

SAFETY NOTICE :

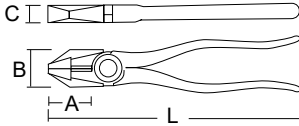
PLASTIC "CUSHION" GRIPS are intended for comfort and DO NOT PROTECT FROM ELECTRIC SHOCK.
USE ONLY THOSE PLIERS WITH INSULATED HANDLES when working near "hot" wires.
DO NOT ATTEMPT TO CUT HARDENED WIRE, always CUT AT RIGHT ANGLES,
DO NOT "ROCK" TOOL from side to side.
Wire and other fabricated metal products may snap or "spring" when being cut.



LINESMAN PLIERS Smooth Design

Product Number	L Length		A Jaw Length		B Jaw Width		C Jaw Thickness		Weight gr
	mm	inch	mm	inch	mm	inch	mm	inch	
PLP07DB	182.9	7.2	38.35	1.51	26.93	1.06	10.42	0.41	300
PLP08DB	203.2	8	41.40	1.63	29.47	1.16	11.43	0.45	350

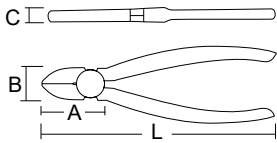
DIN 5244



DIAGONAL CUTTING PLIERS Smooth Design

Product Number	L Length		A Jaw Length		B Jaw Width		C Jaw Thickness		Weight gr
	mm	inch	mm	inch	mm	inch	mm	inch	
PDC06DB	157.5	6.2	20.8	0.82	21.6	0.85	10.2	0.40	240
PDC07DB	182.9	7.2	25.4	1.00	24.1	0.95	11.2	0.44	275

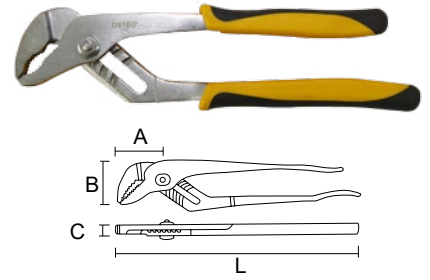
DIN 5238



GROOVE JOINT PLIERS

Product Number	L Length		A Jaw Length		B Jaw Width		C Jaw Thickness		Weight gr
	mm	inch	mm	inch	mm	inch	mm	inch	
PGJ10A	254	10	48.3	1.90	52.3	2.06	11.2	0.44	450

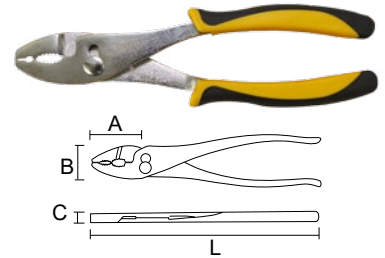
ASME B107.23



SLIP JOINT PLIERS

Product Number	L Length		A Jaw Length		B Jaw Width		C Jaw Thickness		Weight gr
	mm	inch	mm	inch	mm	inch	mm	inch	
PSJ08A	218.4	8.6	48	1.89	33	1.30	8.6	0.34	290

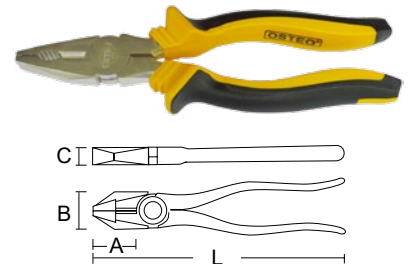
ASME B107.13



LINESMAN PLIERS

Product Number	L Length		A Jaw Length		B Jaw Width		C Jaw Thickness		Weight gr
	mm	inch	mm	inch	mm	inch	mm	inch	
PLP07A	182.9	7.2	32.5	1.28	24.1	0.95	12.7	0.5	320
PLP08A	208.3	8.2	38.1	1.50	26.2	1.03	0.5	0.5	380

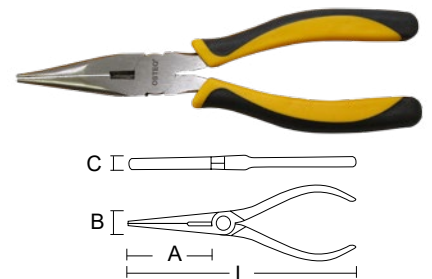
ASME B107.20



LONG NOSE PLIERS W/ WIRE CUTTER

Product Number	L Length		A Jaw Length		B Jaw Width		C Jaw Thickness		Weight gr
	mm	inch	mm	inch	mm	inch	mm	inch	
PLN06A	165.1	6.5	50.3	1.98	18.3	0.72	9.4	0.37	160
PLN08A	203.2	8	61.2	2.41	21.8	0.86	10.4	0.41	260

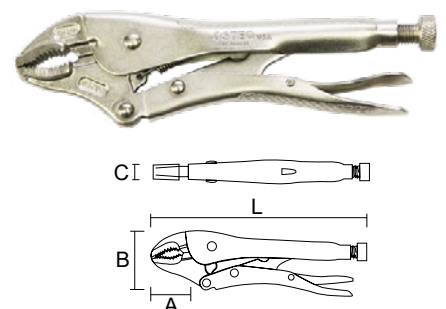
ASME B107.13



LOCKING PLIERS CURVE JAW with Wire Cutter

Product Number	L Length		A Jaw Length		B Jaw Width		C Jaw Thickness		Weight gr
	mm	inch	mm	inch	mm	inch	mm	inch	
P0600010	250	10	41	1.6	65	2.56	10.45	0.41	550

ASME B107.24



OSTEQ[®]

*Just Provide
Best Quality In The Class*

Professional Tools - USA

HAMMERS



Cement plant

Forged by high carbon steel material with special process to avoid any distortion or fractures

Hickory wood handle are Made in USA



Meets or Exceeds
ASME B107.400 Standard

Polished finish with yellow color coating hammer head for rust protection



Made from Virgin Material (Non recycle) to ensure and meet international safety standard

Fiberglass handle combined with TPR material on the grip to offer more comfortable handle, reduce slippage and vibration



Copper and Brass are non-sparking, Corrosion-resistant and Non-magnetic

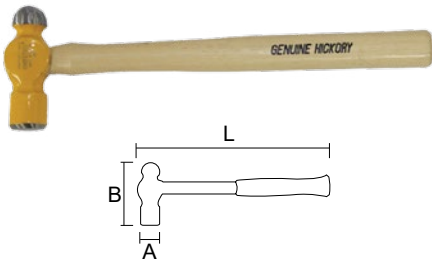
SAFETY NOTICE :

DON'T USE EXTENSION on the handle.
NEVER REGRIND, WELD or REHEAT-TREAT a hammer.
NEVER STRIKE with the SIDE or CHEEK of the hammer.
AVOID GLANCING BLOWS to MINIMIZE CHIPPING of the hammer.
ALWAYS SELECT 3/8 LARGER SURFACE HAMMER than struck surface.
NEVER USE STRIKING or struck tool with loose or damaged handle.
Discard any hammer show of dents, cracks, chips, mushrooming or excessive wear.



WARNING ▲
Always wear safety goggles

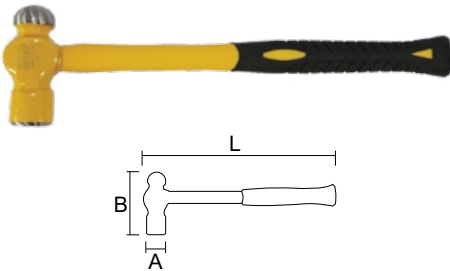
BALL PEIN HAMMER HICKORY HANDLE



Product Number	Head Weight		A mm	B mm	L - Length		Weight gr
	gr	Lbs			mm	inch	
HBP08H	226.8	0.5	25.60	82.34	290	11.41	340
HBP12H	340.2	0.75	28.27	91.69	320	12.60	480
HBP16H	453.6	1.0	30.26	103.70	350	13.77	620
HBP24H	680.4	1.5	37.31	117.46	360	14.17	950
HBP32H	907.2	2.0	40.43	129.10	390	15.35	1.210

ASME B107.400

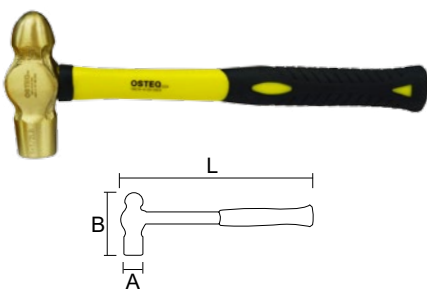
BALL PEIN HAMMER FIBERGLASS HANDLE



Product Number	Head Weight		A mm	B mm	L - Length		Weight gr
	gr	Lbs			mm	inch	
HBP08F	226.8	0.5	24.76	82.42	290	11.41	360
HBP12F	340.2	0.75	28.08	92.34	320	12.60	520
HBP16F	453.6	1.0	29.14	103.72	350	13.77	630
HBP24F	680.4	1.5	37.41	117.80	360	14.17	960
HBP32F	907.2	2.0	40.37	129.29	390	15.35	1.250

ASME B107.400

BALL PEIN HAMMER, BRASS, FIBERGLASS HANDLE

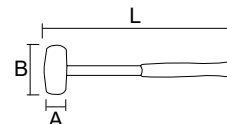


Product Number		Head Weight		A mm	B mm	L - Length		Weight gr
New	Old	gr	Lbs			mm	inch	
HBPB12F	TB07A-0120-U012	340.2	3/4	23.07	79.39	230	9.06	340
HBPB16F	TB07A-0120-U016	453.6	1	27.19	92.62	340	13.39	510
HBPB24F	TB07A-0120-U024	680.4	1-1/2	28.77	104.82	450	17.72	750
HBPB32F	TB07A-0120-U032	907.2	2	34.12	118.90	680	26.77	970

ASME B.107.53M-2004

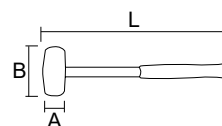
SLEDGE HAMMER, BRASS, FIBERGLASS HANDLE

Product Number		Head Weight		A mm	B mm	L - Length		Weight Kg
New	Old	Kg	Lbs			mm	inch	
HSB01F	TB07A-0220-U001	0.45	1	27.30	73.02	300	11.81	0.50
HSB02F	TB07A-0220-U002	0.91	2	36.60	88.45	350	13.78	0.96
HSB03F	TB07A-0220-U003	1.36	3	42.17	110.75	400	15.75	1.47
HSB04F	TB07A-0220-U004	1.81	4	44.10	120.57	400	15.75	2.00
HSB05F	TB07A-0220-U005	2.27	5	49.60	126.20	400	15.75	2.50
HSB06F	TB07A-0220-U006	2.72	6	51.75	130.37	700	27.56	2.95
HSB08F	TB07A-0220-U008	3.63	8	55.16	152.37	700	27.56	3.75
HSB10F	TB07A-0220-U010	4.54	10	56.20	157.02	899	35.43	4.75
HSB12F	TB07A-0220-U012	5.44	12	61.10	172.09	899	35.43	5.70
HSB14F	TB07A-0220-U014	6.35	14	64.93	189.56	899	35.43	6.65
HSB16F	TB07A-0220-U016	7.26	16	69.17	192.38	899	35.43	7.45
HSB20F	TB07A-0220-U020	9.07	20	76.99	202.25	899	35.43	9.70



SLEDGE HAMMER, COPPER, FIBERGLASS HANDLE

Product Number	Head Weight		A mm	B mm	L - Length		Weight Kg
	Kg	Lbs			mm	inch	
HSC01F	0.45	1	28.33	73.05	300	11.81	0.52
HSC02F	0.91	2	34.92	86.67	357	14.05	1.05
HSC03F	1.36	3	40.11	109.05	396	15.60	1.48
HSC04F	1.81	4	44.34	121.20	400	15.75	1.91
HSC05F	2.27	5	48.52	127.10	400	15.75	2.35
HSC06F	2.72	6	50.84	130.80	678	26.69	2.92
HSC08F	3.63	8	55.30	151.32	678	26.69	3.80
HSC10F	4.54	10	59.22	156.08	887	34.92	4.55
HSC12F	5.44	12	62.04	171.06	892	35.12	5.50
HSC14F	6.35	14	64.93	189.56	899	35.43	6.65
HSC16F	7.26	16	69.17	192.38	899	35.43	7.45
HSC20F	9.07	20	76.99	202.25	899	35.43	9.70





Professional Tools - USA

*Just Provide
Best Quality In The Class*


GENERAL TOOLS




Automotive

File Terminology


COARSENESS



Bastard Cut

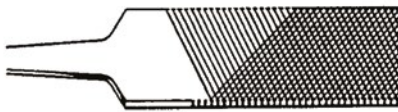


Second Cut



Smooth Cut

- Work to be accomplished, whether roughing or finishing, will determine type of teeth and coarseness for each application.
- Most American pattern files are available with 3 grades of cut: bastard-cut, second-cut and smoothcut.
- The degree of coarseness is greater in longer files, but differences between bastard, second and smooth are proportionate



- 2 sets of diagonal rows of teeth
- Second set of teeth cut in opposite diagonal direction and on top of the first set
- First set of teeth is known as the overcut, second is known as upcut
- Upcut is finer than overcut
- Double-cut file is used with heavier pressure than the single-cut and removes material faster from the workpiece

STEEL FILE FLAT POINTED



STEEL FILE HALF ROUND



Product Number	Description	Length		Weight gr	Product Number	Description	Length		Weight gr
		mm	inch				mm	inch	
F0210A	Steel File Flat Pointed Bastard	250	10	225.00	F0510A	Steel File Half Round Bastard	250	10	225.00
F0210B	Steel File Flat Pointed Second	250	10	225.00	F0510B	Steel File Half Round Second	250	10	225.00
F0210C	Steel File Flat Pointed Smooth	250	10	225.00	F0510C	Steel File Half Round Smooth	250	10	225.00
F0210AH	Steel File Flat Pointed Bastard w/ Handle	390	15.35	291.31	F0510AH	Steel File Half Round Bastard w/ Handle	380	15	291.31
F0210BH	Steel File Flat Pointed Second w/ Handle	390	15.35	291.31	F0510BH	Steel File Half Round Second w/ Handle	380	15	291.31
F0210CH	Steel File Flat Pointed Smooth w/ Handle	390	15.35	291.31	F0510CH	Steel File Half Round Smooth w/ Handle	380	15	291.31

STEEL FILE TRIANGULAR



Product Number	Description	Length		Weight gr
		mm	inch	
F0410A	Steel File Triangular Bastard	250	10	187.50
F0410B	Steel File Triangular Second	250	10	187.50
F0410C	Steel File Triangular Smooth	250	10	187.50
F0410AH	Steel File Triangular Bastard w/ Handle	390	15.35	253.81
F0410BH	Steel File Triangular Second w/ Handle	390	15.35	253.81
F0410CH	Steel File Triangular Smooth w/ Handle	390	15.35	253.81

STEEL FILE ROUND



Product Number	Description	Length		Weight gr
		mm	inch	
F0610A	Steel File Round Bastard	250	10	142.50
F0610B	Steel File Round Second	250	10	142.50
F0610C	Steel File Round Smooth	250	10	142.50
F0610AH	Steel File Round Bastard w/ Handle	385	15.15	208.81
F0610BH	Steel File Round Second w/ Handle	385	15.15	208.81
F0610CH	Steel File Round Smooth w/ Handle	385	15.15	208.81

STEEL FILE SQUARE



Product Number	Description	Length		Weight gr
		mm	inch	
F0710A	Steel File Square Bastard	250	10	172.50
F0710B	Steel File Square Second	250	10	172.50
F0710C	Steel File Square Smooth	250	10	172.50
F0710AH	Steel File Square Bastard w/ Handle	380	15	238.81
F0710BH	Steel File Square Second w/ Handle	380	15	238.81
F0710CH	Steel File Square Smooth w/ Handle	380	15	238.81


FILE HANDLE

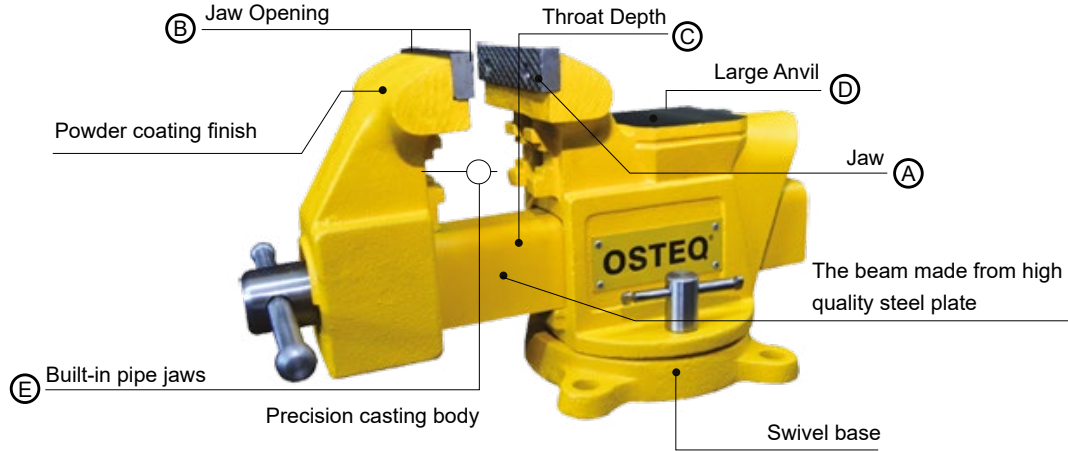


Product Number	Description	Hole	Length		Weight gr
			mm	inch	
FHD001	Handle for Flat & Half Round File	■	120	5	66.31
FHD002	Handle for Triangular, Round & Square File	●	120	5	66.31

SET LIST OF STEEL FILES SET

Steel Files Set			SF5	SFH5	SF51	SFH51	SF52	SFH52
Product Number	Description	Size	Mixed Bastard		Mixed Second		Mixed Smooth	
			5 ea	w/ Handle	5 ea	w/ Handle	5 ea	w/ Handle
F0210A	Steel File Flat Pointed Bastard	10"	•	•				
F0210B	Steel File Flat Pointed Second	10"			•	•		
F0210C	Steel File Flat Pointed Smooth	10"					•	•
F0410A	Steel File Triangular Bastard	10"	•	•				
F0410B	Steel File Triangular Second	10"			•	•		
F0410C	Steel File Triangular Smooth	10"					•	•
F0510A	Steel File Half Round Bastard	10"	•	•				
F0510B	Steel File Half Round Second	10"			•	•		
F0510C	Steel File Half Round Smooth	10"					•	•
F0610A	Steel File Round Bastard	10"	•	•				
F0610B	Steel File Round Second	10"			•	•		
F0610C	Steel File Round Smooth	10"					•	•
F0710A	Steel File Square Bastard	10"	•	•				
F0710B	Steel File Square Second	10"			•	•		
F0710C	Steel File Square Smooth	10"					•	•
FHD001	Handle for Flat & Half Round File			2		2		2
FHD002	Handle for Triangular, Round & Square File			3		3		3
Nett Weight (kg)			± 0.95	± 1.62	± 0.95	± 1.62	± 0.95	± 1.62





HEAVY DUTY AMERICAN BENCH VISE with PIPE JAWS

Product Number	Size	A Jaw mm	B Jaw Opening mm	C Throat Depth mm	D Large Anvil mm	E Pipe JawsΦ mm	Swivel°	Nett Weight gr
HCBV04	4"	100	125	88	72 x 70	12 - 64	120	13.000
HCBV06	6"	150	175	107	90 x 100	12 - 74	120	27.000
HCBV08	8"	200	200	115	95 x 100	17 - 88	360	29.500

ASME A48CL30

AMERICAN BENCH VISE with PIPE JAWS

Product Number	Size	A Jaw mm	B Jaw Opening mm	C Throat Depth mm	D Large Anvil mm	E Pipe JawsΦ mm	Swivel°	Nett Weight gr
HCBV05S	5"	125	102	88	72 x 70	9 - 64	120	11.500

ASME A48CL30



HEAVY DUTY GREASE GUN 400cc Max Pressure 12.000PSI

Product Number	Dimension (W x D x H)		Weight / gr	
	mm	inch	Nett	Gross
LP400HD	410 x 160 x 80	16.14 x 6.3 x 3.15	1.200	1.500

Complete with Metal Hose & Coupler

BELT WRENCH

Product Number	Max Dia. inch	Length		Belt Width		Belt Thickness		Weight gr
		mm	inch	mm	inch	mm	inch	
WS006	6"	228.6	9	20.24	0.8	4.20	0.17	350
WS011	8"	279.4	11	24.56	0.97	4.20	0.17	500

ASME B107.400



MEASURING TAPE

Product Number	Blade Width		Blade Length		Weight gr
	mm	inch	m	inch	
M0003	16	0.63	3	118.11	120
M0005	19	0.75	5	196.85	200
*MF005	19	0.75	5	196.85	200
M0008	25	0.98	8	314.96	370
M0010	25	0.98	10	393.70	490

*Fengshui Information



MULTI PURPOSE PLIER

P/N	Description	Weight / gr
TA15A-1001-U150	15 Multi Function Stainless Steel Plier 6" with Nylon Pouch. Contents: Longnose Plier, Standard Plier, Wire Cutter, Knife, Drop Point Blade, Medium Slotted Screwdriver, Large Slotted Screwdriver, Bottle Opener, Inch/File (otherside)/Fish Scaler, Hook Remover, Phillips Screwdriver, Small Slotted Screwdriver, Can Opener	90

ANSI Standard



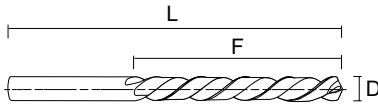
MULTI FUNCTION POCKET KNIFE

P/N	Description	Weight / gr
TA15A-2001-U090	15 Multi Function Stainless Steel Knife 6" with Nylon Pouch Contents: Can Opener, Knife, Saw, Fish Scaler, Hook Remover, Scissors, Bottle Opener, Slotted Screwdriver, Key Ring, Corkscrew, Needle, Nail File, Cleaner, Leather Punch, Phillips Screwdriver	118

ANSI Standard



HSS Drill, DIN 338, 118 Split Point, Fully Ground, Tin Coating



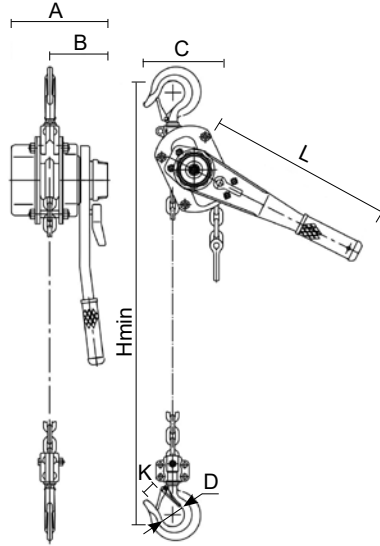
Product Number	(D) Dia.	Dec. Equiv.	(F) Flute Length	(L) OAL	Weight / gr
TC01A-0101-M01.00	1	0.0394	12	34	0.45
TC01A-0101-M01.50	1.5	0.0591	18	40	0.91
TC01A-0101-M02.00	2	0.0787	24	49	0.91
TC01A-0101-M02.50	2.5	0.0984	30	57	1
TC01A-0101-M03.00	3	0.1181	33	61	3
TC01A-0101-M03.50	3.5	0.1378	39	70	4
TC01A-0101-M04.00	4	0.1575	43	75	5
TC01A-0101-M04.50	4.5	0.1772	47	80	7
TC01A-0101-M05.00	5	0.1969	52	86	9
TC01A-0101-M05.50	5.5	0.2165	57	93	13
TC01A-0101-M06.00	6	0.2362	57	93	15
TC01A-0101-M06.50	6.5	0.2559	63	101	18
TC01A-0101-M07.00	7	0.2756	69	109	24
TC01A-0101-M07.50	7.5	0.2953	69	109	28
TC01A-0101-M08.00	8	0.3150	75	117	33
TC01A-0101-M08.50	8.5	0.3346	75	117	38
TC01A-0101-M09.00	9	0.3543	81	125	44
TC01A-0101-M09.50	9.5	0.3740	81	125	48
TC01A-0101-M10.00	10	0.3937	87	133	57
TC01A-0101-M10.50	10.5	0.4134	87	133	64
TC01A-0101-M11.00	11	0.4331	94	142	75
TC01A-0101-M11.50	11.5	0.4528	94	142	81
TC01A-0101-M12.00	12	0.4724	101	151	92
TC01A-0101-M12.50	12.5	0.4921	101	151	98
TC01A-0101-M13.00	13	0.5118	101	151	109

DIN 338



HSS Tin Coating Drills Set DIN 338, 118 Split Point

Product Number	Sizes	Qty	Nett Weight / gr
TC00B-0000-U00019	1.0 - 10.0mm x 0.5mm	19 Ea	711
TC00B-0000-U00025	1.0 - 13.0mm x 0.5mm	25 Ea	1.442



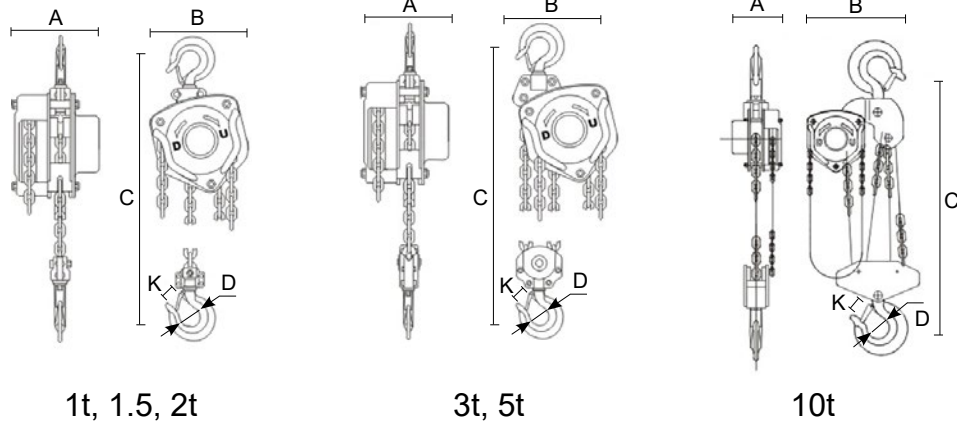
3/4t, 1t, 1.5t, 2t, 3t



LEVER HOIST

Model		TG10A-2001-U008	TG10A-2001-U010	TG10A-2001-U015	TG10A-2001-U020	TG10A-2001-U030
Capacity	tons	3/4	1	1.5	2	3
Load Chain	mm	6x18	6x18	8x24	8X24	10X30
Strands Of Load Chain		1	1	1	1	1
Strands Lift	m	1.5	1.5	1.5	1.5	1.5
Load Chain Distance By Rotating The Hand Wheel One Circle	mm	19.8	19.8	21.3	21.3	16.8
Effort Required To Lift Rated Load	N	270	360	295	393	335
Running Test Load	KN	9.2	12.25	18.4	24.5	36.8
Dimensions (mm)	A	148	148	176	176	195
	B	55	55	102	102	109
	C	135	135	162	162	211
	D	37	35.5	45	42.5	50
	Hmin	320	320	380	380	480
	L	290	290	420	420	420
	K	26	26	32.5	32	37
Extra Weight Per Metre Of Extra Lift	kg	0.8	0.8	1.4	1.4	2.2
Nett Weight	kg	7.9	8.7	10.9	14.3	20.3

- * Designed according & meets to EN 13157 Standard
- * Steel alloy chain, grade 80 according to ISO 3077 Standard
- * 360 degree handle rotation with short stroke to ratchet loads
- * Spur gear efficiency reduces operator effort
- * Double pawl and double guide rollers enhance performance, safety, and reliability
- * Equipped with wide throat top and bottom drop forged hooks that are designed to bend slowly warn of overloads



CHAIN HOIST

Model		TG10A-1003-U010	TG10A-1003-U015	TG10A-1003-U020	TG10A-1003-U030	TG10A-1003-U050	TG10A-1003-U100
Capacity	tons	1	1.5	2	3	5	10
Load Chain	mm	6x18	8x24	8x24	8x24	10x30	10x30
Strands Of Load Chain		1	1	1	2	2	4
Strands Lift	m	2.5	2.5	3	3	3	3
Moving Distance Of Load Wheel With One Meter Lifting	m	41.5	55.6	72.6	111.2	163.4	326.8
Effort Required To Lift Rated Load	N	320	360	365	385	435	435
Running Test Load	KN	12.25	18.38	24.5	36.75	61.25	122.5
Dimensions (mm)	A	148	170	170	170	190.4	190
	B	162	183	194	220	288	384
	Hmin	317	399	414	465	636	798
	D	40	45	50	58	64	85
	K	31	32.5	37	40	46	50
Extra Weight Per Metre Of Extra Lift	kg	1.6	2.2	2.2	3.6	5.2	9.5
Nett Weight	kg	11	15.6	18.3	24.6	39	78.4

- * Designed according & meets to EN 13157 Standard
- * Steel alloy chain, grade 80 according to ISO 3077 Standard
- * 360 degree handle rotation with short stroke to ratchet loads
- * Spur gear efficiency reduces operator effort
- * Double pawl and double guide rollers enhance performance, safety, and reliability
- * Equipped with wide throat top and bottom drop forged hooks that are designed to bend slowly warn of overloads

CANVAS BAG

Product Number	Dimension (W x D x H)		Weight gr
	mm	inch	
TA02A-5001-U019	480 x 180 x 160	19.00 x 7.00 x 6.30	650
TA02A-5001-U026	650 x 190 x 180	26.00 x 7.50 x 7.00	1.150



PORTABLE TOOLBOX 19" with Socket Tray

Product Number	Dimension (W x D x H)		Weight / gr	
	mm	inch	Nett	Gross
T9296	483 x 159 x 96.50	19.00 x 6.25 x 3.80	1.800	2.000



PORTABLE TOOLBOX with Tray

Product Number	Dimension (W x D x H)		Weight / gr	
	mm	inch	Nett	Gross
T9217	430 x 177 x 190	16.90 x 7.00 x 7.50	3.000	3.200
T9220	508 x 218 x 241	20.00 x 8.60 x 9.50	5.000	5.200



PORTABLE TOOLBOX with Tray & Side Handle

Product Number	Dimension (W x D x H)		Weight / gr	
	mm	inch	Nett	Gross
T9220SH	508 x 218 x 241	20.00 x 8.60 x 9.50	5.200	5.500
T9224SH	612 x 218 x 243	24.10 x 8.60 x 9.50	8.000	8.200
T9226SH	670 x 218 x 241	26.40 x 8.60 x 9.50	8.700	9.000





**HEAVY DUTY CANTILEVER TOOLBOX 19.5”
with 5 Tray & Double Handle**

Product Number	Dimension (W x D x H)		Weight / gr	
	mm	inch	Nett	Gross
T9960	495 x 200 x 290	19.50 x 7.90 x 11.40	5.800	6.000



**HEAVY DUTY CANTILEVER TOOLBOX 21.5”
with 5 Tray & Single Handle**

Product Number	Dimension (W x D x H)		Weight / gr	
	mm	inch	Nett	Gross
T9961	580 x 220 x 250	21.50 x 7.90 x 8.20	5.800	6.120



3 DOOR LOCKABLE WALL CABINET

Product Number	Dimension (W x D x H)		Weight / gr	
	mm	inch	Nett	Gross
T9103	1.200 x 200 x 600	47.20 x 7.90 x 23.60	18.500	19.000



**TOP CHEST 6 DRAWER
with Smooth Action Slide Cabinet**

Product Number	Dimension (W x D x H)		Weight / gr	
	mm	inch	Nett	Gross
T9406	668 x 316 x 386	26.30 x 12.40 x 15.20	20.000	22.000

ROLLER CABINET 5 DRAWER with Smooth Action Slide Cabinet

Product Number	Dimension / mm			Drawer Bearings	Weight / gr	
	Wide x Depth x High	High With Roller	Cubic		Nett	Gross
T9305	688 x 458 x 850	855	16.660	Yes	42.500	45.000

Drawer	Width / mm	Depth / mm	Height / mm
4 Drawers	615	430	105
1 Drawer	615	430	210



ROLLER CABINET 7 DRAWER with Heavy Duty Side Handle

Product Number	Dimension / mm			Drawer Bearings	Weight / gr	
	Wide x Depth x High	High With Roller	Cubic		Nett	Gross
T9307	688 x 475 x 858	1018	141.372	No	54.000	57.300

Drawer	Width / mm	Depth / mm	Height / mm
5 Drawers	440	595	77
2 Drawers	440	595	155



METAL WORK BENCH with 2 & 3 DRAWER


Product Number	Dimension (W x D x H)		Weight / gr	
	mm	inch	Nett	Gross
TWB150	1.500 x 640 x 865	59.0 x 25.5 x 34	63.000	69.000
TWB200	2.000 x 640 x 865	78.7 x 25.5 x 34	82.000	89.000



METAL WORK BENCH with 2 & 3 DRAWER & TOOL PANEL

Product Number	Dimension (W x D x H)		Weight / gr	
	mm	inch	Nett	Gross
TWB150P	1.500 x 640 x 1.550	59.0 x 25.5 x 61	83.000	89.000
TWB200P	2.000 x 640 x 1.550	78.7 x 25.5 x 61	105.000	112.000






RACKING DISPLAY

Product Number	Description	Dimension (W x D x H)		Weight gr
		cm	inch	
TA02A-6002-U197	Racking Display	103 x 45 x 197	40 x 18 x 77	43.560
TA02A-6002-U237	Racking Display	103 x 45 x 237	40 x 18 x 93	47.660



SHELF FOR RACKING DISPLAY

Product Number	Description	Dimension (W x D)		Weight gr
		cm	inch	
TA02A-6081-U035	Racking Display Shelf	103 x 35	40 x 14	3.050
TA02A-6082-U045	Racking Display Shelf	103 x 45	40 x 18	4.200



RACKING ROLLER DISPLAY

Product Number	Description	Dimension (W x D x H)		Weight gr
		cm	inch	
TA02A-6020-U180	Racking Roller Display Two Side	100 x 70 x 180	39 x 27 x 71	50.926



SHELF FOR RACKING ROLLER DISPLAY

Product Number	Description	Dimension (W x D)		Weight gr
		cm	inch	
TA02A-6081-U030	Racking Display Shelf	100 x 30	39 x 12	2.900

SINGLE WIRE HOOK



Product Number	Description	Length		Weight gr
		mm	inch	
TA02A-6090-U150	Single Wire Hook L150	150	6	29
TA02A-6090-U100	Single Wire Hook L100	100	4	25
TA02A-6090-U050	Single Wire Hook L50	50	2	24

SOCKET BARS



Socket Bar & Clips

Product Number	Length		Weight gr
	mm	inch	
TSB10M	254	10"	32
TSB14M	356	14"	46



Socket Bar



Clip

SOCKET CLIPS

Product Number	Drive	Qty / Pack	Weight / Pack gr
TSC14M	1/4"	25 ea	125
TSC38M	3/8"	25 ea	125
TSC12M	1/2"	25 ea	450
TSC34M	3/4"	25 ea	1.150



CONVERSION LIST FRACTIONAL INCHES TO MILLIMETERS											
inch		mm		inch		mm		inch		mm	
1/64	0.015625	0.396875	1-1/64	1.015625	25.796875	2-1/64	2.015625	51.196875			
1/32	0.031250	0.793750	1-1/32	1.031250	26.193750	2-1/32	2.031250	51.593750			
3/64	0.046875	1.190625	1-3/64	1.046875	26.590625	2-3/64	2.046875	51.990625			
1/16	0.062500	1.587500	1-1/16	1.062500	26.987500	2-1/16	2.062500	52.387500			
5/64	0.078125	1.984375	1-5/64	1.078125	27.384375	2-5/64	2.078125	52.784375			
3/32	0.093750	2.381250	1-3/32	1.093750	27.781250	2-3/32	2.093750	53.181250			
7/64	0.109375	2.778125	1-7/64	1.109375	28.178125	2-7/64	2.109375	53.578125			
1/8	0.125000	3.175000	1-1/8	1.125000	28.575000	2-1/8	2.125000	53.975000			
9/64	0.140625	3.571875	1-9/64	1.140625	28.971875	2-9/64	2.140625	54.371875			
5/32	0.156250	3.968750	1-5/32	1.156250	29.368750	2-5/32	2.156250	54.768750			
11/64	0.171875	4.365625	1-11/64	1.171875	29.765625	2-11/64	2.171875	55.165625			
3/16	0.187500	4.762500	1-3/16	1.187500	30.162500	2-3/16	2.187500	55.562500			
13/64	0.203125	5.159375	1-13/64	1.203125	30.559375	2-13/64	2.203125	55.959375			
7/32	0.218750	5.556250	1-7/32	1.218750	30.956250	2-7/32	2.218750	56.356250			
15/64	0.234375	5.953125	1-15/64	1.234375	31.353125	2-15/64	2.234375	56.753125			
1/4	0.250000	6.350000	1-1/4	1.250000	31.750000	2-1/4	2.250000	57.150000			
17/64	0.265625	6.746875	1-17/64	1.265625	32.146875	2-17/64	2.265625	57.546875			
9/32	0.281250	7.143750	1-9/32	1.281250	32.543750	2-9/32	2.281250	57.943750			
19/64	0.296875	7.540625	1-19/64	1.296875	32.940625	2-19/64	2.296875	58.340625			
5/16	0.312500	7.937500	1-5/16	1.312500	33.337500	2-5/16	2.312500	58.737500			
21/64	0.328125	8.334375	1-21/64	1.328125	33.734375	2-21/64	2.328125	59.134375			
11/32	0.343750	8.731250	1-11/32	1.343750	34.131250	2-11/32	2.343750	59.531250			
23/64	0.359375	9.128125	1-23/64	1.359375	34.528125	2-23/64	2.359375	59.928125			
3/8	0.375000	9.525000	1-3/8	1.375000	34.925000	2-3/8	2.375000	60.325000			
25/64	0.390625	9.921875	1-25/64	1.390625	35.321875	2-25/64	2.390625	60.721875			
13/32	0.406250	10.318750	1-13/32	1.406250	35.718750	2-13/32	2.406250	61.118750			
27/64	0.421875	10.715625	1-27/64	1.421875	36.115625	2-27/64	2.421875	61.515625			
7/16	0.437500	11.112500	1-7/16	1.437500	36.512500	2-7/16	2.437500	61.912500			
29/64	0.453125	11.509375	1-29/64	1.453125	36.909375	2-29/64	2.453125	62.309375			
15/32	0.468750	11.906250	1-15/32	1.468750	37.306250	2-15/32	2.468750	62.706250			
31/64	0.484375	12.303125	1-31/64	1.484375	37.703125	2-31/64	2.484375	63.103125			
1/2	0.500000	12.700000	1-1/2	1.500000	38.100000	2-1/2	2.500000	63.500000			
33/64	0.515625	13.096875	1-33/64	1.515625	38.496875	2-33/64	2.515625	63.896875			
17/32	0.531250	13.493750	1-17/32	1.531250	38.893750	2-17/32	2.531250	64.293750			
35/64	0.546875	13.890625	1-35/64	1.546875	39.290625	2-35/64	2.546875	64.690625			
9/16	0.562500	14.287500	1-9/16	1.562500	39.687500	2-9/16	2.562500	65.087500			
37/64	0.578125	14.684375	1-37/64	1.578125	40.084375	2-37/64	2.578125	65.484375			
19/32	0.593750	15.081250	1-19/32	1.593750	40.481250	2-19/32	2.593750	65.881250			
39/64	0.609375	15.478125	1-39/64	1.609375	40.878125	2-39/64	2.609375	66.278125			
5/8	0.625000	15.875000	1-5/8	1.625000	41.275000	2-5/8	2.625000	66.675000			
41/64	0.640625	16.271875	1-41/64	1.640625	41.671875	2-41/64	2.640625	67.071875			
21/32	0.656250	16.668750	1-21/32	1.656250	42.068750	2-21/32	2.656250	67.468750			
43/64	0.671875	17.065625	1-43/64	1.671875	42.465625	2-43/64	2.671875	67.865625			
11/16	0.687500	17.462500	1-11/16	1.687500	42.862500	2-11/16	2.687500	68.262500			
45/64	0.703125	17.859375	1-45/64	1.703125	43.259375	2-45/64	2.703125	68.659375			
23/32	0.718750	18.256250	1-23/32	1.718750	43.656250	2-23/32	2.718750	69.056250			
47/64	0.734375	18.653125	1-47/64	1.734375	44.053125	2-47/64	2.734375	69.453125			
3/4	0.750000	19.050000	1-3/4	1.750000	44.450000	2-3/4	2.750000	69.850000			
49/64	0.765625	19.446875	1-49/64	1.765625	44.846875	2-49/64	2.765625	70.246875			
25/32	0.781250	19.843750	1-25/32	1.781250	45.243750	2-25/32	2.781250	70.643750			
51/64	0.796875	20.240625	1-51/64	1.796875	45.640625	2-51/64	2.796875	71.040625			
13/16	0.812500	20.637500	1-13/16	1.812500	46.037500	2-13/16	2.812500	71.437500			
53/64	0.828125	21.034375	1-53/64	1.828125	46.434375	2-53/64	2.828125	71.834375			
27/32	0.843750	21.431250	1-27/32	1.843750	46.831250	2-27/32	2.843750	72.231250			
55/64	0.859375	21.828125	1-55/64	1.859375	47.228125	2-55/64	2.859375	72.628125			
7/8	0.875000	22.225000	1-7/8	1.875000	47.625000	2-7/8	2.875000	73.025000			
57/64	0.890625	22.621875	1-57/64	1.890625	48.021875	2-57/64	2.890625	73.421875			
29/32	0.906250	23.018750	1-29/32	1.906250	48.418750	2-29/32	2.906250	73.818750			
59/64	0.921875	23.415625	1-59/64	1.921875	48.815625	2-59/64	2.921875	74.215625			
15/16	0.937500	23.812500	1-15/16	1.937500	49.212500	2-15/16	2.937500	74.612500			
61/64	0.953125	24.209375	1-61/64	1.953125	49.609375	2-61/64	2.953125	75.009375			
31/32	0.968750	24.606250	1-31/32	1.968750	50.006250	2-31/32	2.968750	75.406250			
63/64	0.984375	25.003125	1-63/64	1.984375	50.403125	2-63/64	2.984375	75.803125			
1.0	1.000000	25.400000	2.0000	2.000000	50.800000	3.0000	3.000000	76.200000			

NOTE : All values in this table are exact

TORQUE CONVERSION						
Value	Ncm	Nm	Kgcm	Kgm	in.lbs	ft.lbs
Ncm	1	0.01	0.10197	0.00102	0.0885	0.00738
Nm	100	1	10.197	0.10197	8.850	0.7375
Kgcm	9.807	0.09807	1	0.01	0.868	0.0723
Kgm	980.7	9.807	100	1	86.80	7.233
in.lbs	11.299	0.11299	1.152	0.01152	1	0.0833
ft.lbs	135.59	1.3559	13.826	0.13826	12	1

LENGTH CONVERSION TABLE						
Value	mm	cm	m	inch	foot	yd
mm	1	0.1	0.001	0.03937	0.00328	0.00109
cm	10	1	0.01	0.3937	0.0328	0.01093
m	1000	100	1	39.3701	3.28084	1.09361
inch	25.4	2.54	0.0254	1	0.08333	0.02777
foot	304.799	30.4799	0.30479	12	1	0.33333
yd	914.4	91.44	0.9144	36	3	1



Professional Tools - USA

*Just Provide
Best Quality In The Class*

Lifetime Warranty

Please visit
www.osteq.com
for more detailed information